

Autoform DM 10.3 New Features

2023-03-31 - Adam McStravick - Comments (0) - Autoform DM New Features

Autoform DM

Release version: 10.3

Release date: 31st March 2023

Video Overview

Watch this short video to learn more about the headline features included with Autoform DM 10.3!

New Features

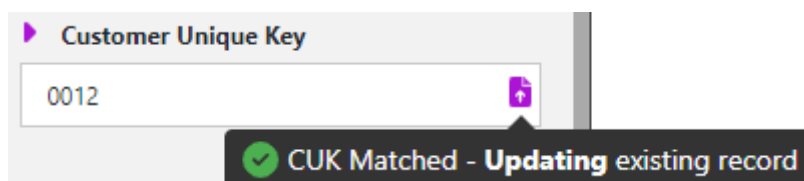
This release of Autoform DM builds on the document import feature, with a focus this time on updating documents and Customer Unique Key (CUK) matching. There are also improvements to managing document retention policies, plus a new module to search and review audit logs. Read on to learn more!

Document Import - Update Documents and CUK Match

When uploading a new document, the Customer Unique Key (CUK) will be checked against existing documents to see whether the CUK matches that of an archived document.

Note

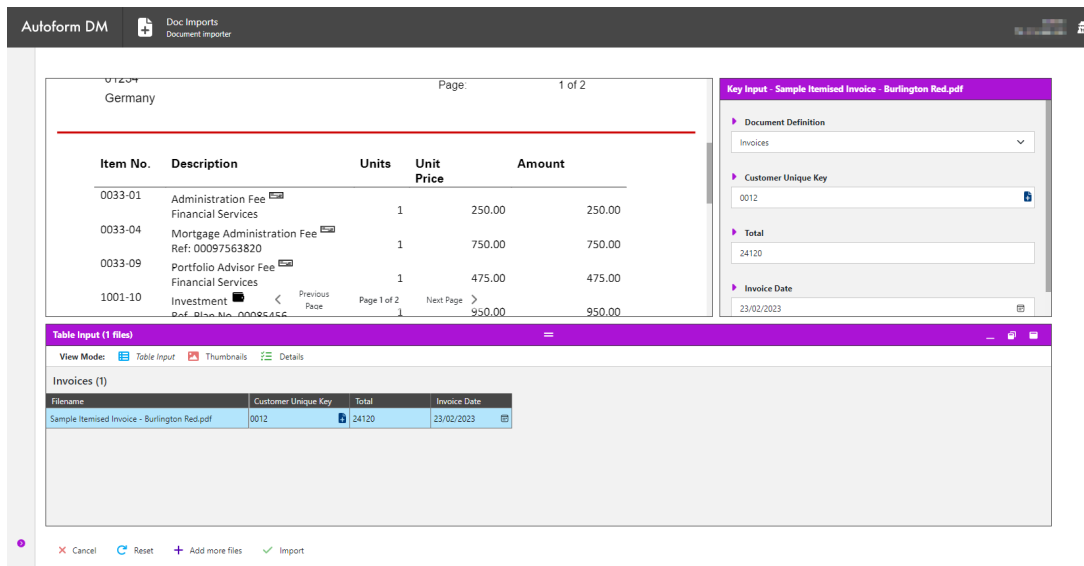
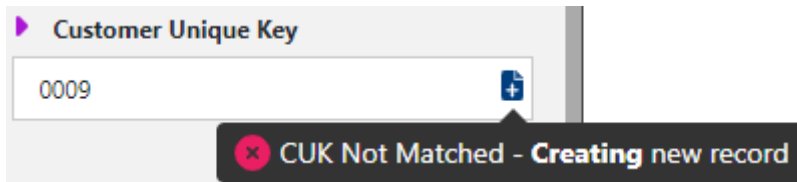
If there is a match, a checkmark icon will indicate this and the fields will be pre-populated with seed data.



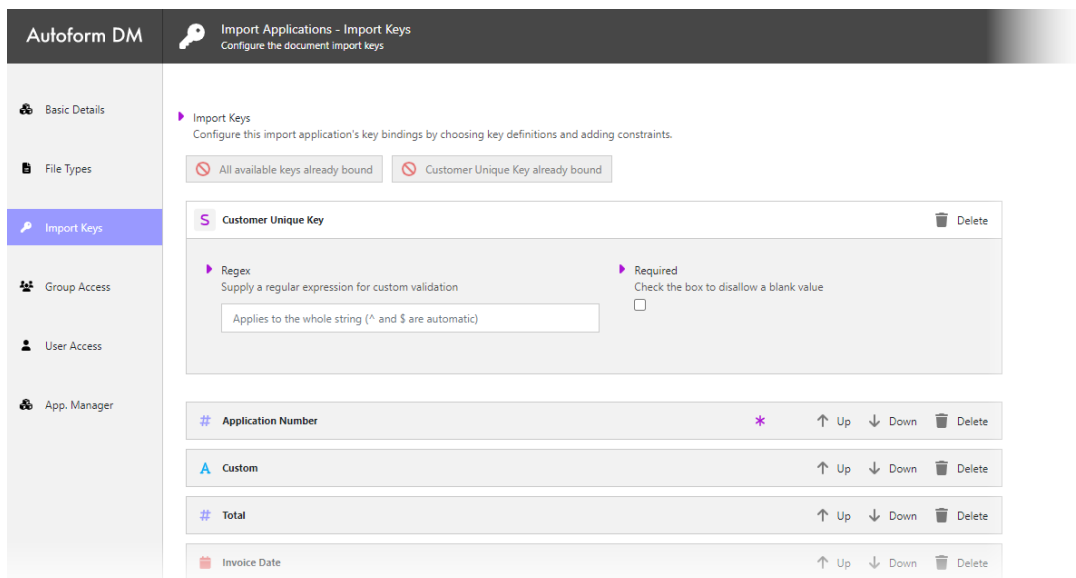
Importing will overwrite the latest version of the existing file with the latest inputs. This will also overwrite the metadata. Document history remains available for auditing.

Note

If there is no match, a new document will be created.



CUK is now shown as a separate field when importing in the Key Input pane.



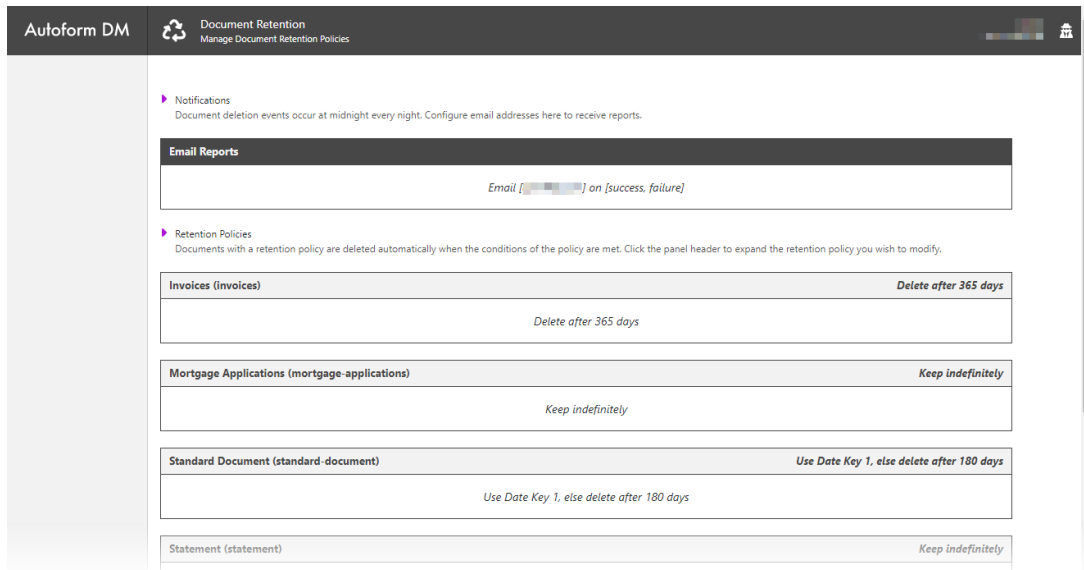
Document Retention Policy

This release represents a step change in document retention, with the ability to set policies that govern when a document will be automatically deleted from the archive from within Autoform DM.

The new functionality facilitates the management of documents, particularly those subject

to retention periods as part of regulatory requirements.

This supersedes the associated BPM functionality.



You can schedule a retention period, attached to a document definition date key.

Choose from one of the following options:

- Define a maximum age in days, using the document created date as the starting date
- Identify a date key to associate with the document definition which will contain the expiry date of the document

Key Benefits

- Facilitates compliance with regulatory requirements
- Reduces storage / Azure costs by deleting documents that are not needed
- Audit logs for policy changes and report views

Secure By Default - View Audits

This release adds a new front-end administration module, called View Audits, for searching and viewing audit logs.

Search efficiently by preset audit log types, including document event history and user login history. Define the audit types and filter by date, Document ID and User.

Configure Audit Search Parameters

Audit events
Select the audit events you wish to view
login x login-failed x logout x

Event presets
Select a preset event configuration from the list
Choose preset

Start date
Enter the start date
14/02/2023 00:00

End date
Enter the end date
24/02/2023 12:30

Document ID
Enter document ID to filter the list

User
Select a username to filter the list

Reset Search Audit Log

Results

Page 1 Export data Items per page 50

Event ID	Event type	Event user	Source IP	Event time	Full data
3	login	admin	10.2.1.148	22/02/2023 13:09:23	View Copy
4	logout	admin	10.2.0.138	22/02/2023 13:09:24	View Copy
5	login	admin	10.2.0.138	22/02/2023 13:10:41	View Copy

You can view data individually and export to a CSV file, if required.

Viewing Full Audit Data

```
{
  "eventId": 1,
  "eventTime": "2023-02-22T13:09:19.555+00:00",
  "eventType": "server-settings-update",
  "settingValue": "documents",
  "settingValueOld": "file-path-1",
  "eventTimeDisplay": "22/02/2023 13:09:19",
  "serverSetting": "general.archive-path-documents",
  "model": "serverSetting",
  "eventTargetModel": "server-setting",
  "eventTargetName": "general.archive-path-documents"
}
```

Copy to Clipboard Close

Key Benefits

- Efficiently search and filter relevant results
- Presets included
- Export data to a CSV file

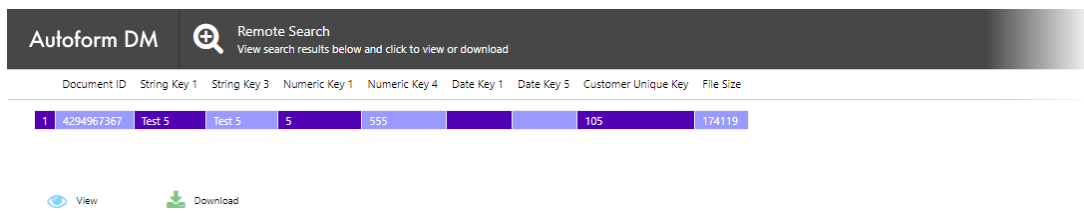
Remote Search Behaviour Change

The results table will now be shown by default, even if there is only one record.

The previous behaviour when there was one record was to show the file.

Note

It is possible to revert to the previous behaviour, if preferred. See [Remote Search](#).



The screenshot shows the 'Autoform DM' interface with a 'Remote Search' section. Below the search bar, there is a table with the following columns: Document ID, String Key 1, String Key 3, Numeric Key 1, Numeric Key 4, Date Key 1, Date Key 5, Customer Unique Key, and File Size. A single row of data is displayed with the following values: 1, 4294967367, Test 5, Test 5, 5, 555, Date Key 1, 105, and 174119. Below the table, there are two icons: a blue eye icon labeled 'View' and a green download icon labeled 'Download'.

Document ID	String Key 1	String Key 3	Numeric Key 1	Numeric Key 4	Date Key 1	Date Key 5	Customer Unique Key	File Size
1	4294967367	Test 5	Test 5	5	555	Date Key 1	105	174119

Related Content

- [Autoform DM 10.3 Released!](#)
- [Autoform DM 10.3 Release Notes](#)