

Lاسernet BC Connector 4.3.2.2 New Features and Fixes

2024-09-03 - Alice Petruzzella - Comments (0) - Lاسernet BC Connector New Features

Lاسernet for Dynamics 365

Lاسernet for Dynamics 365 Business Central

Release version: 4.3.2.2

Release date: 3rd September 2024

Introduction

This page describes the fixes and enhancements in [Lاسernet BC Connector 4.3.2.2](#).

Click to view the [Lاسernet BC Connector 4.3.2.2 Release Notes](#).

Fixes and Enhancements - Lاسernet BC Connector 4.3.2.2

#436843 - Predefined Destination does not accept the default email address

In previous versions, when using code or the **Lاسernet Request** page (**Print dialog**) to set up a **Predefined Destination** while having an **Email Destination** on the **Customer/Vendor Card** pointing to a default email address, the system did not use this email address.

Because the email address was not found, no email was sent.

Lasernet Order Confirmation



Options

No. of Copies

Show Internal Information

Archive Document

Lasernet Option

Lasernet Option

Filter: Sales Order

× Document Type

× No.

× Bill-to Customer No.

× Sell-to Customer No.

+ Filter...

Filter totals by

Customer Card | Work Date: 1/22/2026

30000 · John Haddock Insurance Co.

Home Request Approval New Document Prices & Discounts Customer Report More options

Contact Apply Template Merge With... Send Email

General Show more

No. 30000 Credit Limit (LCY) 0.00

Name John Haddock Insurance Co. Blocked

Balance (LCY) 349,615.40 Total Sales - Fiscal Year 6,142.90

Balance (LCY) As Vendor 0.00 Costs (LCY) 3,221.90

Balance Due (LCY) 110,020.00

Lasernet

Default Print Method **Predefined Destinations** Show price on Shipment

Lasernet E-Mail michael.wibe@formpipe.com GLN Code


Lasernet Fax

Destinations New Line Delete Line

Document Type	Print Method	Selected Destination	File Format	Skip Attachments	Active
Sales Order	Send E-Mail	<Default> (michael.wibe@formpipe.com) Click to Open E...	.pdf	<input type="checkbox"/>	<input checked="" type="checkbox"/>

Details Attachments (0)

Customer Picture



Sell-to Customer Sales History

Customer No. 30000

Ongoing Sales Quotes	0	Ongoing Sales Blanket Orders	0	Ongoing Sales Orders	5
Ongoing Sales Invoices	0	Ongoing Sales Return Orders	0	Ongoing Sales Credit Memos	0
Posted Sales Shipments	5	Posted Sales Invoices	2	Posted Sales Return Receipts	0
Posted Sales Credit Memos	0				

Lasernet Archive | Work Date: 1/22/2026

Save File Preview PDF Save XML Resend Open Draft

Document Type	Document No.	Customer/Vendor No.	Version	User ID	Print DateTime	Print Method	Emailed by BC	BC Email Status
Sales Order	101005	30000	8	ADMIN	8/27/2024 10:32 AM	Send E-Mail	<input type="checkbox"/>	
Sales Order	101005	30000	7	ADMIN	8/27/2024 10:32 AM	Send E-Mail	<input type="checkbox"/>	
Sales Order	101005	30000	6	ADMIN	8/27/2024 9:41 AM	Send E-Mail	<input type="checkbox"/>	
Sales Order	101005	30000	5	ADMIN	8/27/2024 9:41 AM	Send E-Mail	<input type="checkbox"/>	
Sales Order	101005	30000	4	ADMIN	8/27/2024 9:39 AM	Send E-Mail	<input type="checkbox"/>	
Sales Order	101005	30000	3	ADMIN	8/27/2024 9:33 AM	Send E-Mail	<input type="checkbox"/>	
Sales Order	101005	30000	2	ADMIN	8/27/2024 9:28 AM	Save to PDF	<input checked="" type="checkbox"/>	
Sales Order	101005	30000	1	ADMIN	8/27/2024 9:27 AM	Send E-Mail	<input type="checkbox"/>	

Lasernet Archive

Print DateTime 8/27/2024 10:32 AM

Resent No

System Archive No. D3991963-AB04-43E4-A1F7-844E8E...

Printed Report FFL Sales-Order

Created by ADMIN

Print Method Send E-Mail

File Format .pdf

Email Recipients

Subject Order Confirmation 101005

Body

Hi John Haddock Insurance Co.,

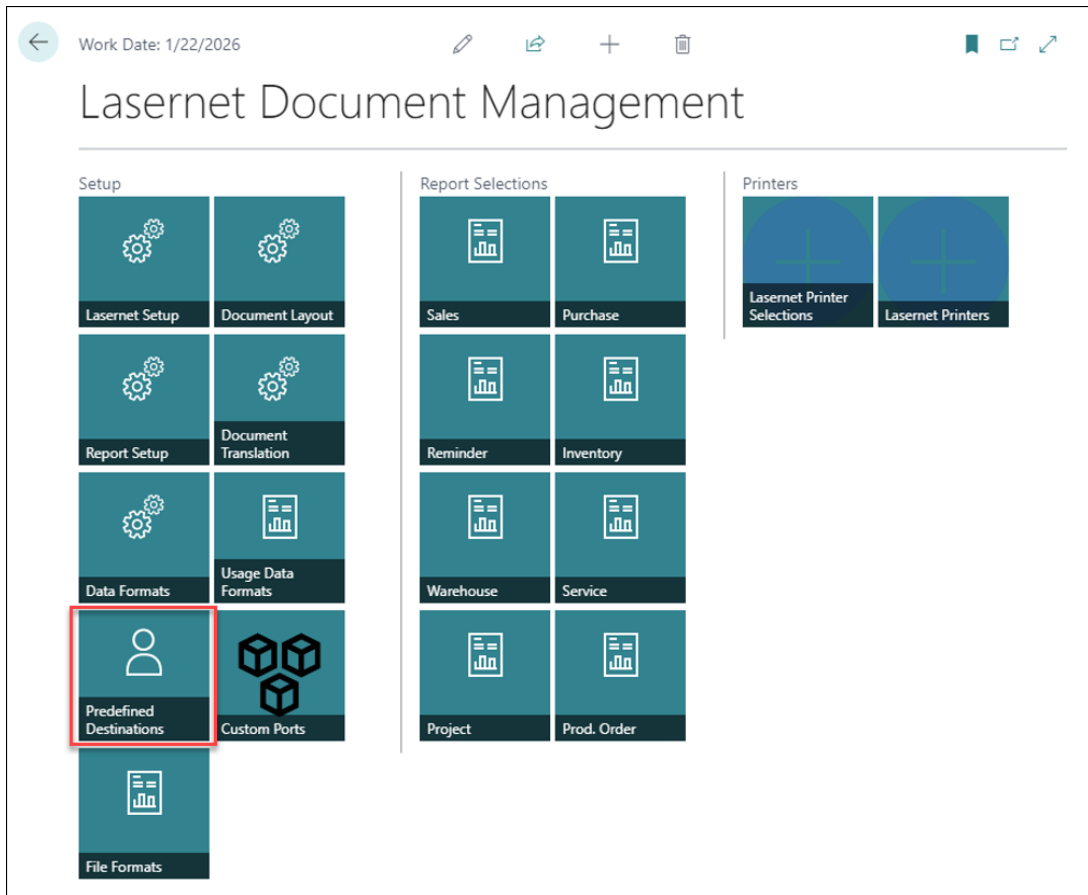
Please find attached your Order Confirmation 101005

This is a system generated mail. Please do not reply to this mail!

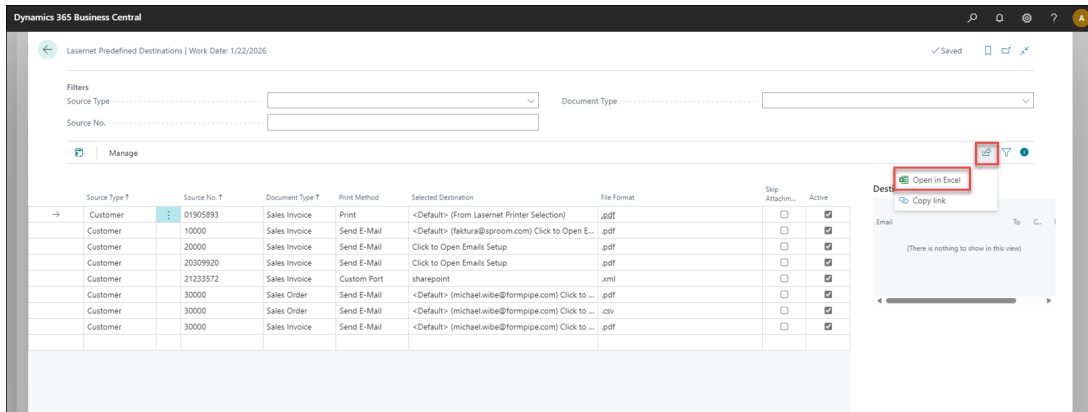
Am I affected by this bug?

To find out, follow these steps:

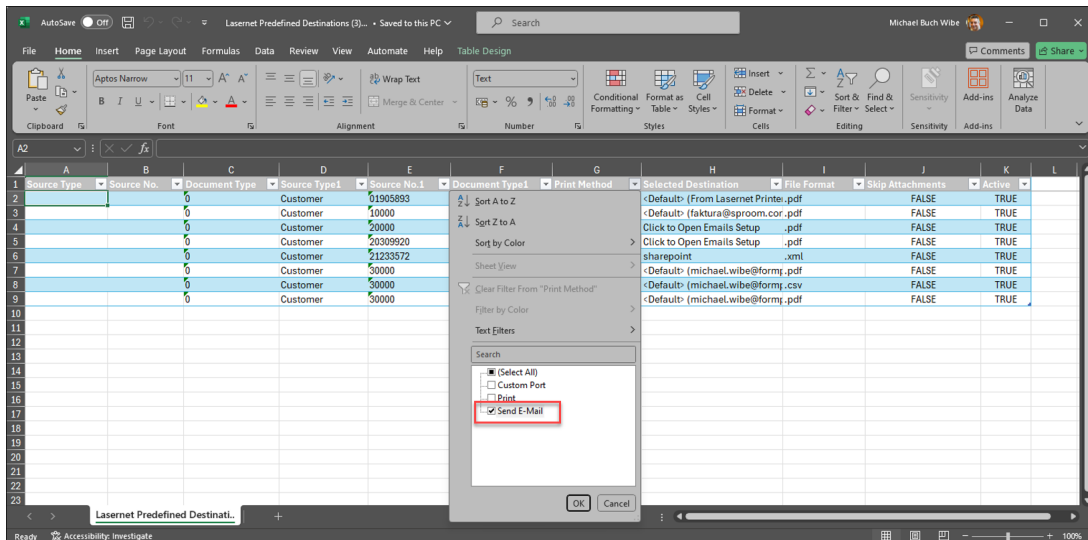
1. Open **Lasernet Document Management** and then select **Predefined Destinations**.



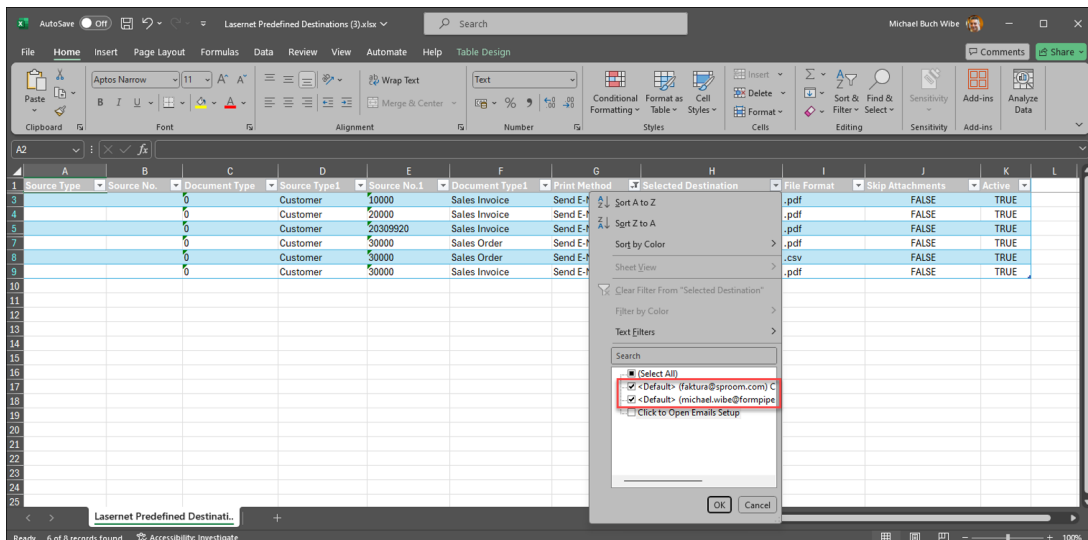
2. Click the **Share this page with other users or apps** icon and then select **Open in Excel**.



3. Use the filter options to show the records that use **Send E-Mail** as their **Print Method**.



4. Use the filter options to show the records that use <Default> xxxxxxxx as their Selected Destination.



Customers/Vendors in the Source No.1 column could be affected by this bug.

Solutions

To solve this issue, follow either of the following solutions:

- The preferred solution for fixing this bug is to install the Lasernet BC Connector 4.3.2.2 update.

OR

- Complete the following steps to add a default email address Destination rule:

1. Open the **Customer/Vendor Card** from your spreadsheet.
2. Locate the **Destination** section and click **New Line**.
3. Leave the **Document Type** field blank, and from the **Print Method** dropdown, select **Send E-Mail**.

4. From the **Selected Destination** dropdown, select **<Default> Click to Open Emails Setup** and enter the default email address.

5. Ensure that the **Active** checkbox is enabled, both here and on the Destination rule.

The screenshot shows the Dynamics 365 Business Central interface for a Customer Card. The customer is '10000 - The Cannon Group PLC'. The 'Destinations' table is visible at the bottom, with the following data:

Document Type	Print Method	Selected Destination	File Format	Skip Attach.	Active
Sales Order	Send E-Mail	<Default> Click to Open Emails Setup	.pdf	<input type="checkbox"/>	<input checked="" type="checkbox"/>

6. Resend the reports that failed to be sent.

#429547 - Filesystem interface has been removed from the main Lasernet application

Note

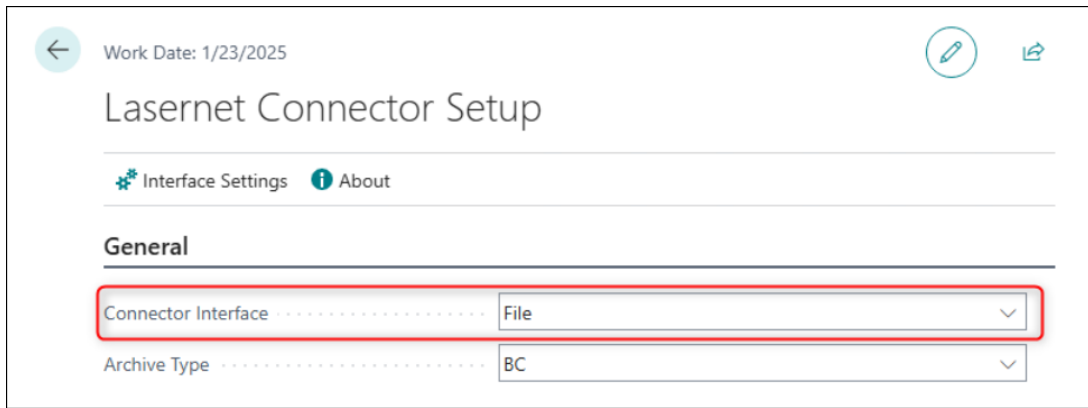
This functionality is only available to On-Premises customers.

Microsoft ® has announced the Business Central Universal Code initiative. Universal Code encourages partners to develop and resell Business Central Universal Code offerings, which can be defined as cloud-optimized extensions for Business Central. Universal Code solutions can be implemented everywhere, in Business Central online, On-Premise, or privately hosted environments.

For more details, consult the following link:

<https://partner.microsoft.com/en-US/resources/collection/microsoft-publisher-program#/>

Due to this, Formpipe has decided to extract Filesystem from our main Lasetnet application to support the Universal Code initiative and avoid forcing our customers to pay for the additional license.



Solution

Customers who use Filesystem instead of Azure Technology will need to implement the following solution:

If you want to continue using Filesystem, download a separate extension from our website.

You can also switch to Azure Technology, which requires an Azure Service Bus and Azure Storage.

Contact your Lasernet reseller for more information.

Related Content

- [Lasernet BC Connector 4.3.2.2](#)
- [Lasernet BC Connector 4.3.2.2 Release Notes](#)
- [Lasernet BC Connector 4.3.2.2 Released!](#)