

## Lasetnet FO Connector 6.19 New Features (part III)

2023-10-17 - Alice Petruzzella - Comments (0) - Lasetnet FO Connector New Features

# Lasetnet for Dynamics 365

## Release version: 6.19

**Release date:** 17th October 2023

### Introduction

This page describes the enhancements in [Lasetnet FO Connector 6.19](#).

Click to view the [Release Notes](#) page.

Click to view the [Lasetnet FO Connector 6.19 New Features \(part I\)](#) page.

Click to view the [Lasetnet FO Connector 6.19 New Features \(part II\)](#) page.

Click to view the [Lasetnet FO Connector 6.19 New Features \(part IV\)](#) page.

Click to view the [Lasetnet FO Connector 6.19 New Features \(part V\)](#) page.

Click to view the [Lasetnet FO Connector 6.19 New Features \(part VI\)](#) page.

Click to view the [Lasetnet FO Connector 6.19 New Features \(part VII\)](#) page.

## Bug fixes & Enhancements - Lasetnet FO Connector 6.19

375775@LAC365FO: Translations are now displayed next to languages in "Select languages"

When adding labels in the **Report group** in Lasetnet FO Connector 6.19, the translations are now displayed next to the languages shown in **Selected languages**.

Location: **Lasetnet > Setup > Lists > Report group > Add label(s)**

**Previous version of Lasetnet FO Connector**

Standard view ▾

## Select languages and labels

### Selected languages

Language
en-MT
en-my
en-nz
en-PH
en-PK
en-sg
<input checked="" type="checkbox"/> en-us
en-za
es
es-ar
es-cl

### Selected labels (Searching... 638/750 label files)

Label location

System ▾

Confirmation is exactly

In the language

en-us ▾

Label ID	Labels
<input checked="" type="checkbox"/> @AccountsReivable:Confirmat...	Confirmation
@CreditManagement:Confirmat...	Confirmation
@RET3955	Confirmation
@SYS108891	Confirmation
@SYS114651	Confirmation
@SYS12529	Confirmation
@SYS301622	Confirmation

OK

Cancel

## Lasernet FO Connector 6.19



Standard view ▾

### Select languages and labels

#### Selected languages

Language	Text
ar-eg	تأكيد
ar-kw	تأكيد
ar-om	تأكيد
ar-qa	تأكيد
ar-sa	تأكيد
cs	Potvrzení
da	Bekræftelse
de	Bestätigung
de-at	Bestätigung
de-ch	Bestätigung
el	Επιβεβαίωση
el-GR	Επιβεβαίωση
en-au	Confirmation
en-ca	Confirmation

#### Selected labels

Label location

System ▾

Confirmation is exactly In the language en-us ▾

Label ID	Labels
@AccountsReivable:Confirmat...	Confirmation
@CreditManagement:Confirmat...	Confirmation
@RET3955	Confirmation
@SYS108891	Confirmation
@SYS114651	Confirmation
@SYS12529	Confirmation
@SYS301622	Confirmation
@SYS4004518	Confirmation
@SYS4006395	Confirmation
@TRX784	CONFIRMATION

OK Clear filter Cancel

375720@LAC365FO: Name of dialog fields is "Text ID" instead of "Control name"  
Language/label ID was shown when using **From default**. This is now fixed for a field in the dialog setup.

**General**

Execution: Default (dropdown) | Set focus: (dropdown) | Submit when modified:  No

**Parameters**

+ New | Delete | New group | Up | Down | Load default setup

Show	Control name	Default value	Range	Load instruction
<input type="checkbox"/>	Date/number format language	Calculated.ReportDateNumberL...	<input type="checkbox"/>	From default - fixed
<input checked="" type="checkbox"/>	LAC_Label_Id		<input type="checkbox"/>	From default - fixed
<input type="checkbox"/>	Language	Calculated.ReportLanguageId()	<input type="checkbox"/>	From default - fixed

**LAC\_Label\_Text** (not **LAC\_Label\_Id**) should be shown when executing the Query report.

**Previous version of Lasernet FO Connector**

**Parameters**

Lasernet Screen | Review

LAC\_Label\_Id

**Destination**

Change

Lasernet Screen

Print to: Custom (Lasernet Sc...)

**Lasernet FO Connector 6.19**

**Parameters**

Lasernet Screen

LAC\_Label\_Text

**Destination**

Change

Lasernet Screen

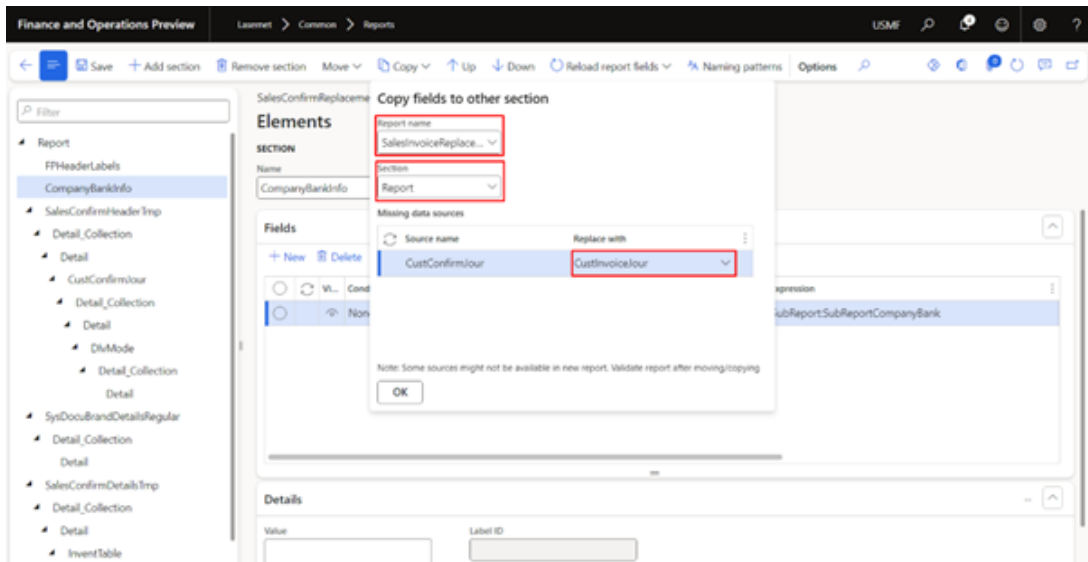
**Records to include**

375668@LAC365FO - Data Source replacement does not work when copying a subreport from one report to another

A problem used to arise when copying a subreport from one report to another: despite choosing what to replace, the data source/table was not properly replaced.

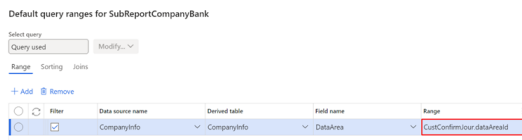
This has been fixed.

The following example shows that the data source/table CustConfirmJour should be replaced with the data source/table CustInvoiceJour when copying the subreport from the report SalesInvoice into the report SalesConfirm.



Previous version of Lasetnet FO Connector

Lasernet FO Connector6.19



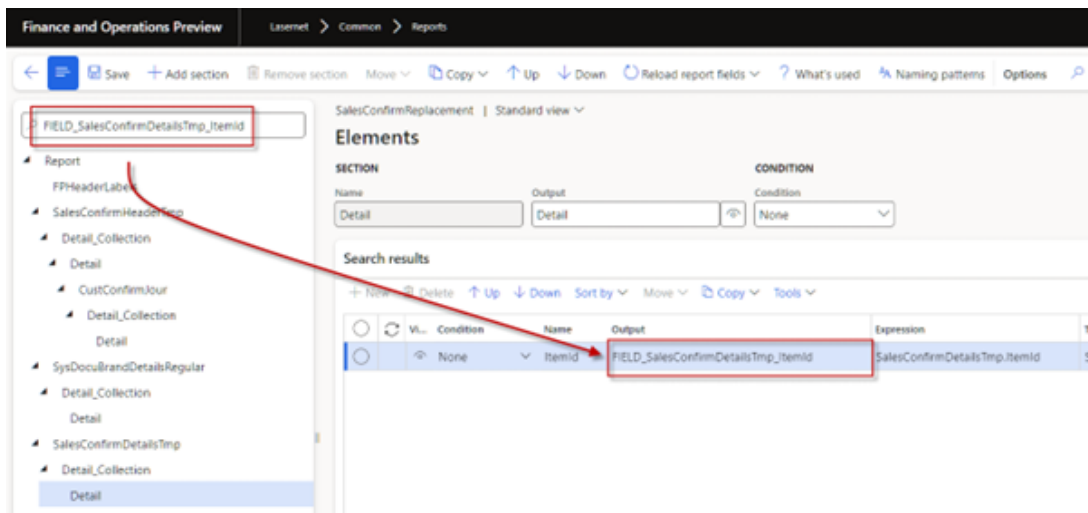
375405@LAC365FO - Issue using filter within the structure when using the task recorder (playback)

In previous versions it was not possible to record the use of a filter in the report list and within the structure/elements.

This meant that the recorder did not find the intended report when running the playback.

This has been fixed: it is now possible to use a filter for both the report list and within the structure/elements.

Search for a value within the structure/elements:



The task recorder did not include the steps used for the filter:

Previous version of Lasetnet FO Connector

Lasetnet FO Connector 6.19

Task recorder

TEST1

STEPS

Step #	Order	Order	Description	Pass/Fail
1	1	1	Go to Reports.	0
2	2	2	Click Structure.	0
3	3	3	Validate that 'Label ID' is read-only	0

Standard view

Test plan step user actions

USER ACTIONS

User actions

#	Description	Overwrite value
1	Go to Reports.	
2	Use the Quick Filter to find records. For example, filter on the Report filter field with a value of 'SalesConfirmReplacement'.	SalesConfirmReplacement
3	Click Structure.	
4	Use the Quick Filter to find records. For example, filter on the Report structure filter field with a value of 'FIELD_SalesConfirmDetailsTmp_ItemId'.	FIELD_SalesConfirmDetails
5	Validate that 'Label ID' is read-only	false
6	Close the page.	
7	Close the page.	

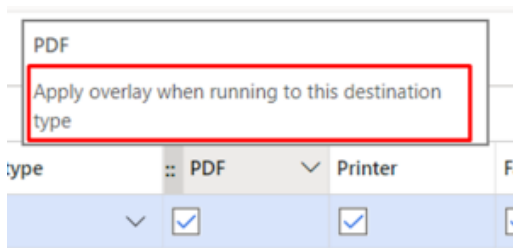
374919@LAC365FO - Typo in warning message in the Query Wizard

A typo was found in a warning message in the Query Wizard. The word "reference" was spelled as "refference": this has been corrected.

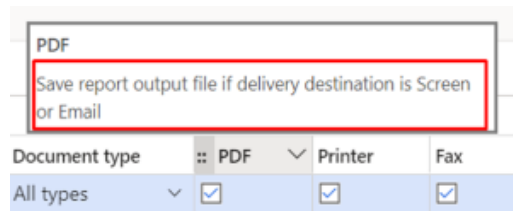
375463@LAC365FO - Incorrect Help text on Document handling destinations

All help texts for the destinations in document handling have been changed as they did not match the "Document handling" tab.

**Previous version of Lasernet FO Connector**



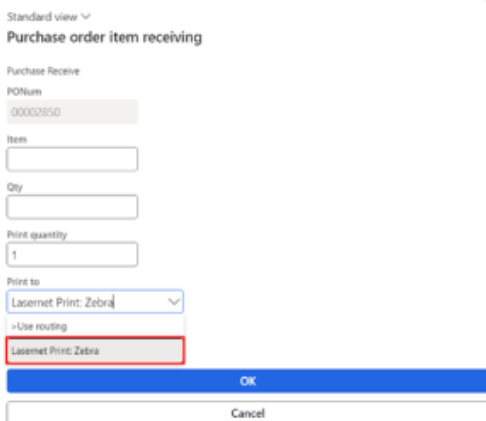
**Lasernet FO Connector 6.19**



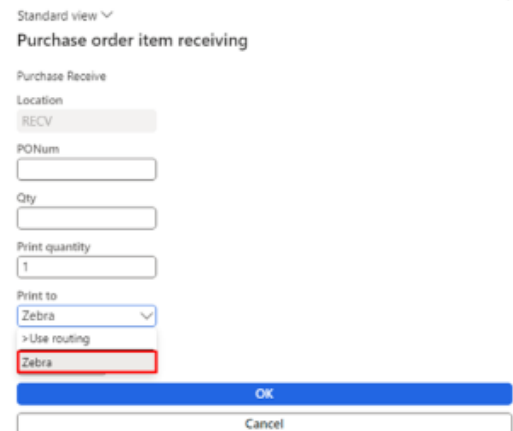
374045@LAC365FO - Remove destination type from "Print to" lookup when working with handheld devices

In Labeled FO Connector 6.19, all printer names have been modified to exclude "Labeled Print:" for enhanced readability in the Warehousing app.

**Previous version of Labeled FO Connector**



**Labeled FO Connector 6.19**



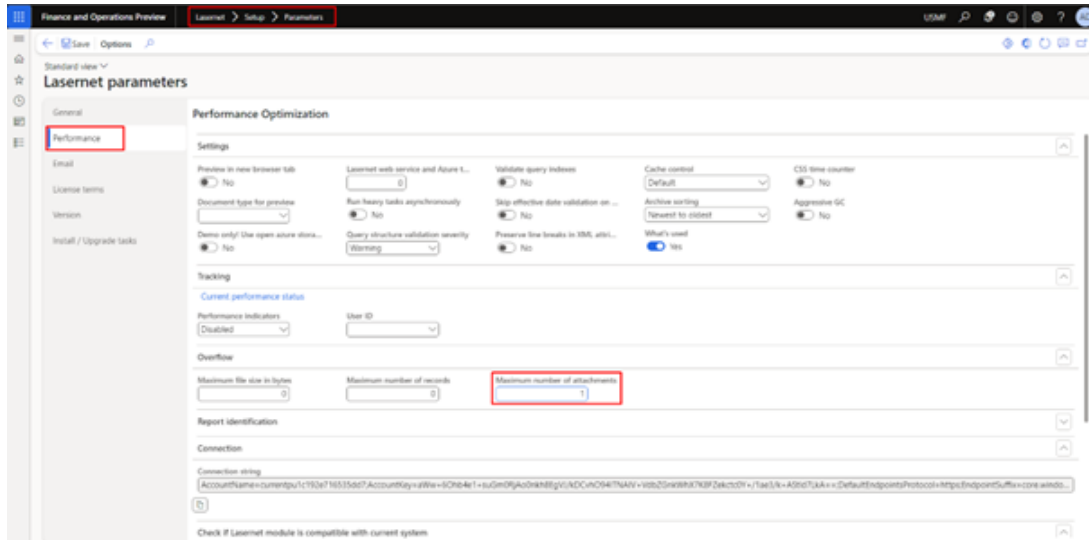
374026@LAC365FO - Report attachment from Archives/Attachments - Parameter needed

for maximum number of attachments in an email

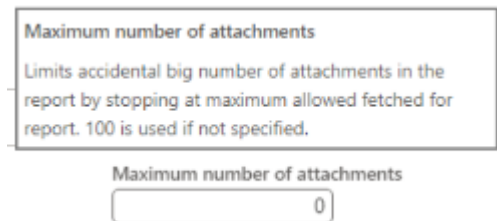
In Lasernetnet FO Connector 6.19, it is possible to set a maximum number of attachments to an email.

In the previous version, the maximum number of attachments was set to 100 and not adjustable.

Location: **Lasernet > Setup > Parameters > Performance**

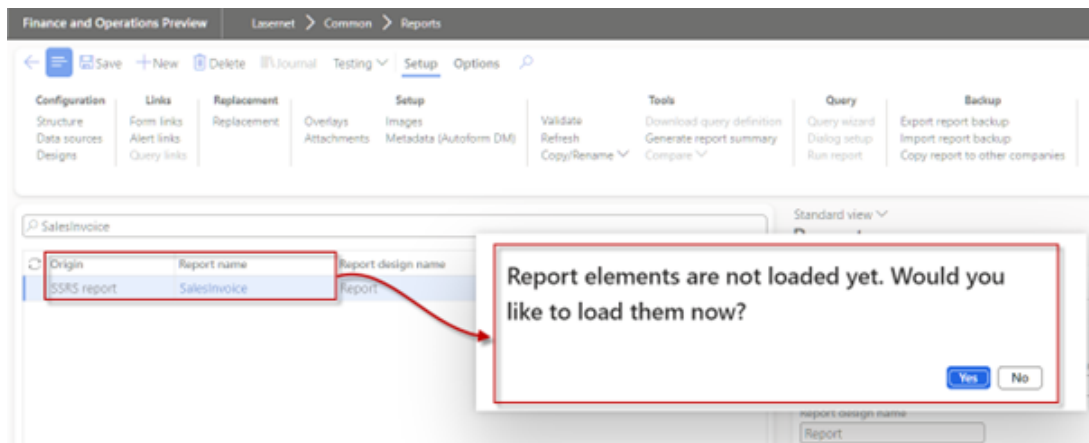


In the case of a non-specified maximum limit, when there are 101 attachments, the system will automatically default to a limit of 100 attachments, thereby excluding the final attachment from being added and sent.



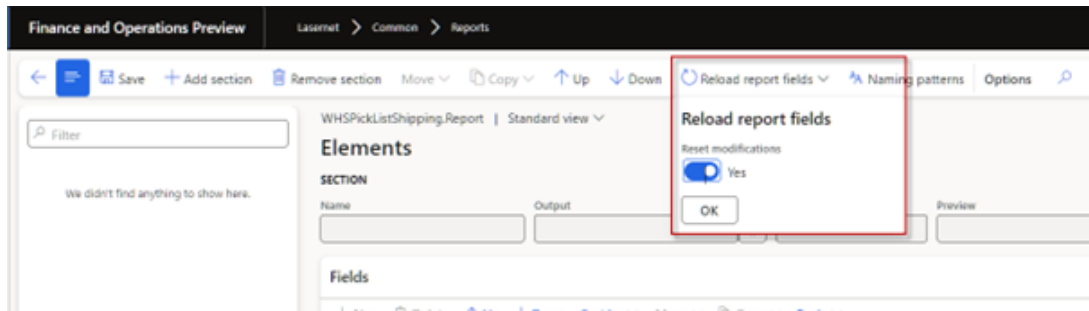
371669@LAC365F0 - Updated and added report elements loading for new SSRS report

The following prompt is shown when creating a new Report, asking whether the structure/elements should be created:





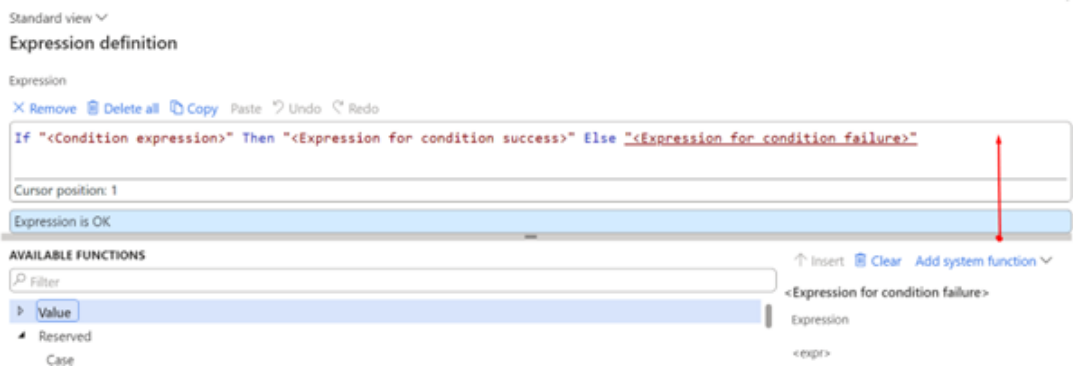
Previous versions of Lasernet FO Connector required to load the elements/structure from **Reload report fields** when adding a new SSRS report.



371578@LAC365FO - Expression editor should maintain minimal height so it is always visible

The Expression editor now has a minimum restore height so that it is always visible.

Minimizing the editor will result in it being adjusted to a minimum height to ensure it does not require to be resized in case the height is set to low.



371012@LAC365FO - Incorrect labels from method added to Structure

Having two display methods with the same label added the label only once to the XML file.

