

Lasetnet FO Connector 6.15 Release Notes

2021-08-06 - Alex Clemons - Comments (0) - Lasetnet FO Connector Release Notes

Lasetnet for Dynamics 365

Lasetnet FO Connector Release Version 6.15.0

Release date: 6th August 2021

This document describes the enhancements in Lasetnet FO Connector 6.15.0

Lasetnet version 6.15.0 contains all the models including the model for the integration with **D365CE** and the models for **Lasetnet print buttons**.

The newly introduced package **LACMSHotfixes** contains hotfixes for the standard Dynamics 365 Finance and Operations.

It is possible to install/deploy this package separately and the package will get updated once new hotfixes are introduced for the standard Dynamics 365 Finance and Operations.

Both the package and the release notes for **LACMSHotfixes** are accessible as separate downloads.

Lasetnet FO Connector 6.15.0 contains the following models/packages:

Component	Package
Lasetnet	Core and main engine for Lasetnet FO Connector
Lasetnet81Spec	Additional requirements in relation to 8.1 and newer versions of standard Dynamics 365 Finance and Operations
PRNButtons	Lasetnet print buttons

Component	Package
PRNButtonsLACAdaptor	Adaptor between the Lasernet print buttons and Lاسernet
LACMSHotfixes	Hotfixes for standard Dynamics 365 Finance and Operations
LACCE	Provide the integration to CE from Lاسernet FO Connector
Lasernet Test Suite	Test and Performance Suite

New model LasernetPU35Spec

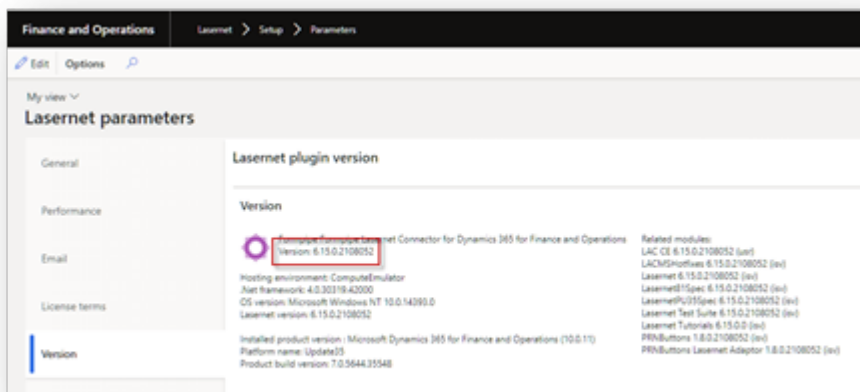
The new model **LasernetPU35Spec** is added for supporting the Wave labels in standard Dynamics 365 Finance and Operations.

The model **LasernetPU35Spec** is only added to the **PU34+** package and it's possible to download and install a separate package containing this model.

LAC365FO version 6.15.0 is only supported from Lasernet version 9 and a setup for Lasernet version 9 is required for any new installation and when upgrading from Lasernet 8.

The version number should contain version 6.15.0 such as the following after either installing or deploying the AOT package:

Lasernet > Setup > Parameters



Add the AOT-package

- **Either through LCS** - Apply a deployable package to an environment

<https://docs.microsoft.com/en-us/dynamics365/unified-operations/dev-itpro/deployment/apply-deployable-package-system>

- **Or by installing a deployable package** – Requires RDP access to environment

<https://docs.microsoft.com/en-us/dynamics365/unified-operations/dev-itpro/deployment/install-all-deployable-package>

Major enhancements

Lasernet 10

LAC365FO version 6.15 does not contain any major adjustments and focus is still on stability and compatibility and a new Default Configuration for Lasernet 10 is released at the same time as LAC365FO version 6.15.

The new Default Configuration also works with the previous versions of LAC365FO version 6.x and LAC365FO version 6.15 isn't required for supporting Lernet 10 as all adjustments are managed within the Lernet configuration.

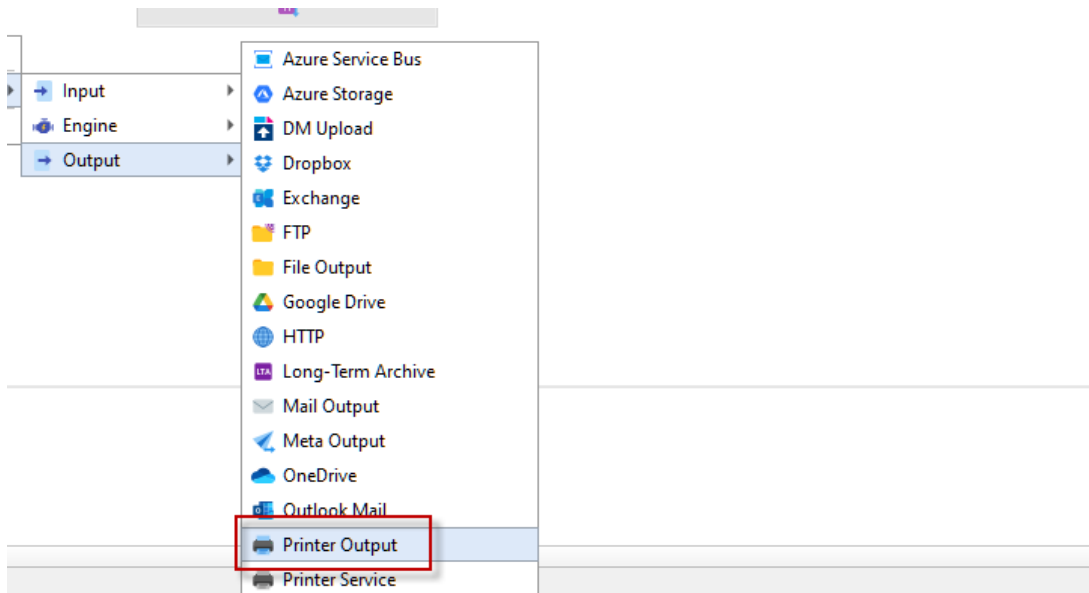
The new Default Configuration support loading of the following information from Lernet 10:

(same information as was supported with Lernet 9)

- Lookup of connections in LAC365FO
- Get printers into LAC365FO version 6.x
- Get printer profiles into LAC365FO version 6.x
- Get 'Customers ports' into LAC365FO version 6.x
- Get overlays into LAC365FO version 6.x
- Preview of overlays in LAC365FO version 6.x

It's currently not possible to get the printer profiles created through the new Lernet Print Service which was introduced with Lernet 10. But still possible to get Printer profiles created for the module *Printer Output (OnPrem)* in Lernet 10, similar to Lernet 9.

It is possible to load the Printer profiles created for the module *Printer Output*.



The required adjustments to the Lasernet configuration to support Lasernet 10 are described at the end of this document (before the list of the Bug fixes and enhancements)

Bug fixes and enhancements

227499@LAC365FO - Print Button on Lasernet Preview Screen does not result in printing

Printing through Lasernet within the preview didn't work as expected.

This is fixed in LAC365FO version 6.15.0 in which Print through the preview is now working as expected.

A screenshot of the Dynamics 365 Finance and Operations interface. The breadcrumb trail is 'Accounts receivable > Orders > All sales orders'. The top navigation bar includes 'Save', 'Download', and a 'Print' button (highlighted with a red box). The main area is titled 'Preview' and shows a report for 'Report 1 of 1'. The report content includes a 'Confirmation' section and a table with the following data:

Item number	Description	Quantity	Unit	Sales price	Disco
D0002	Cabinet	-12.00	ea	0.00	0

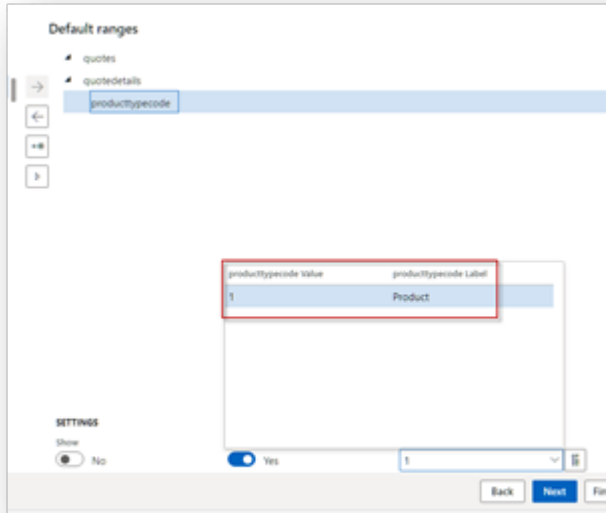
The 'Confirmation' section contains the following details:

- Page: 1 / 1
- Number: 001860-1
- Date: 5/31/2021
- Sales order Requisition: 001860
- Your ref.: Julia Funderbu
- Our ref. Payment: Net 45 days

223936@LAC365FO - Range is being applied to nextLink URL, which already contains range.

The following error was thrown when running an OData report which contains a range added within the Query Wizard.

This is fixed in LAC365FO version 6.15.0.



Error:

Bad Request quotes(edd71bf8-3d17-ea11-a811-000d3a65412a)/quote_details) } }?&filter=producttypecode%20eq%201?&filter=producttypecode eq 1 Error code: 0x0 Message: Syntax error at position 21 in 'producttypecode eq 1?&filter=producttypecode eq 1'.

227317@LAC365FO - Table LACReportReplacementMapping is in Table group Miscellaneous

It was not possible in previous versions of LAC365FO to use the following tables in the cross-company data sharing in standard D365FO. The tables had Miscellaneous as a table group which caused the issue in relation to the cross-company data sharing:

- LACReportReplacementMapping
- LACCultureInfo
- LACExpressionFunction
- LACMenuTable
- LACReportGroupReport
- LACWHSLicensePlateLabelRef
- LACWHSLicensePlateLabelSetup

The following warning was displayed when trying to use one of the tables for the cross-company data sharing:



Warning:

'Table LACReportReplacementMapping is a Miscellaneous table as specified by the table group and may not be shared unless its Data Sharing Type is Duplicate. '

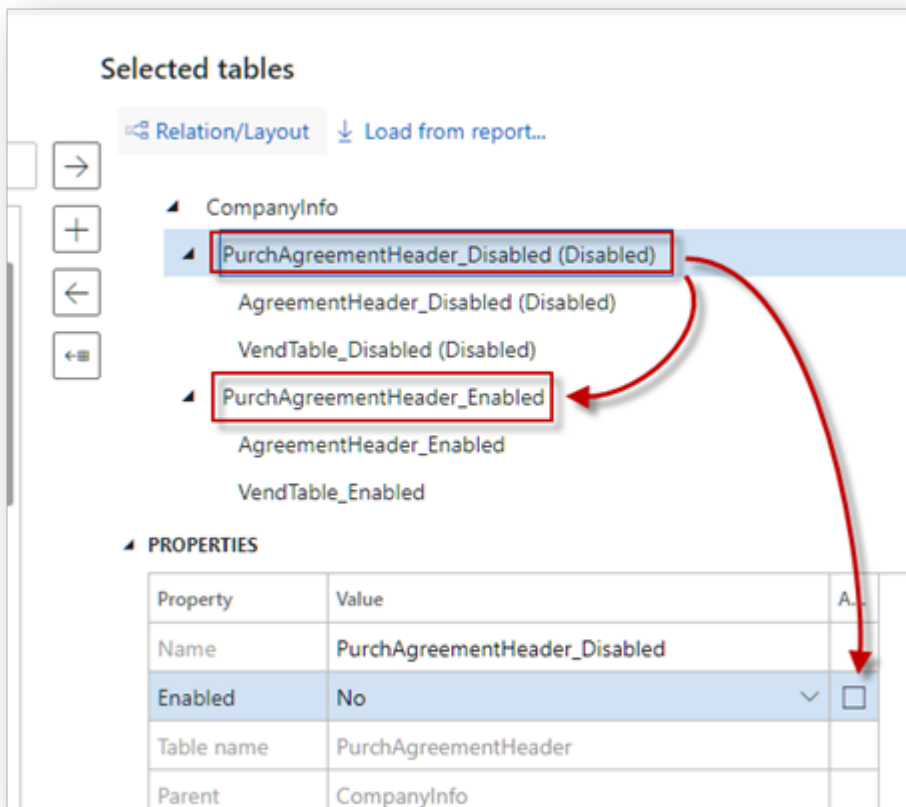
The table group for the listed table are changed from Miscellaneous into Group in LAC365FO version 6.15.0.

228645@LAC365FO - Data missing in XML

Re-using the same table multiple times within a Query would cause an empty output when disabling the first use of the table. The issue is caused as standard D365FO (kernel) tries to optimize the Query and would skip all instances of a table once it has been disabled.

A workaround was removing the disabled data sources. This would avoid the kernel optimizing the Query and avoid executing the disabled data sources. This is fixed in LAC365FO version 6.15 by not applying the disabled data sources (tables) when building the Query at runtime.

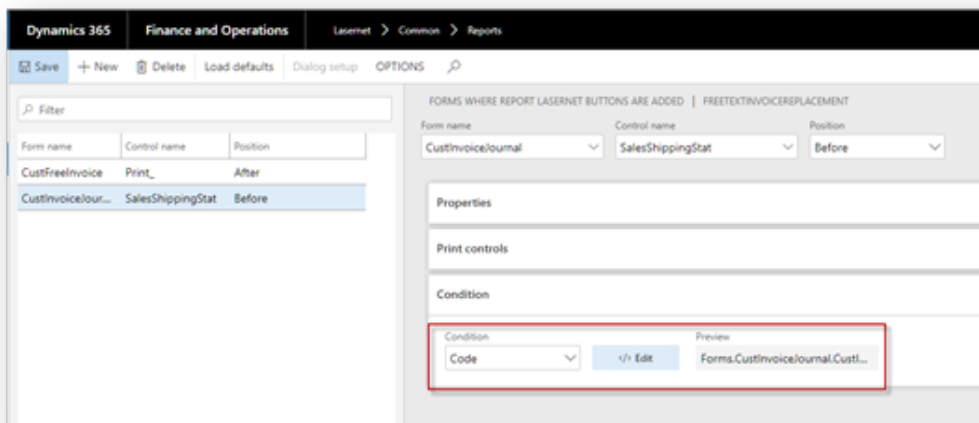
The following would cause missing records from the data sources PurchAgreementHeader_Enable, AgreementHeader_Enabled and VendTable_Enabled:



228681@LAC365FO - Form link condition does not work on replacement reports, but work on query reports

In previous versions of LAC365FO, it was not possible to use Form as an entry within the condition (expression).

LAC365FO version 6.15 does support the use of Form as an entry for the expression.



Value
Preview
<hr/>
Field
Expression
Expression:Forms.CustInvoiceJournal.CustInvoiceJour.RefNum:NAME<>Salesorder

Expression:Forms.CustInvoiceJournal.CustInvoiceJour.RefNum:NAME<>Salesorder

224895@LAC365FO - Check loading of printer-profiles

Loading printer profiles from Lasernet would add the same printer profiles to all the printers and not only the printers in Lasetnet containing the profiles.

This was only an issue when loading from the Form Printer profiles and everything did work as expected when loading from the forms Lasetnet server or Lasetnet printers.

229365@LAC365FO - Feature Request: Translation of Lasetnet Print Destinations

The Lasetnet-destinations were not properly translated for some of the languages within the printer-dialog, such as Spanish (es).

Translation is added for the following languages within the Printer-dialog:

- Es
- NI
- de-CH
- fr-CH
- fr
- de

Client Language **es** within the printer-dialog:

Parámetros de destino de impresión

	Lasernet Predefinido
	Lasernet Fax
	Lasernet Puerto perso...
	Lasernet Correo electr...
	Lasernet Imprimir
	Pantalla Lasernet

230415@LAC365FO - Lasernet Query is rounding values in XML when selecting more than one documents to print

Multi-selection of records could cause an issue with the formatting of the output. (like which numbers are shown / rounding).

This is fixed in LAC365FO version 6.15.0.

The following image gives an example for which the same value should get displayed for both records but wasn't properly shown for the second record.

This is fixed in LAC365FO version 6.15.

The screenshot shows the Dynamics 365 Finance and Operations interface. The top navigation bar includes 'Dynamics 365', 'Finance and Operations', and 'Accounts receivable > Orders > All sales orders'. The main menu has tabs for 'SALES ORDER', 'SELL', 'MANAGE', 'PICK AND PACK', 'INVOICE', 'RETAIL', 'GENERAL', 'WAREHOUSE', and 'TRANSPORTA'. Below the menu, there are sections for 'NEW', 'MAINTAIN', 'PAYMENTS', 'COPY', 'VIEW', 'FUNCTIONS', and 'ATTACHMENTS'. The 'VIEW' section has a dropdown menu for 'Order events' with options 'Print' and 'Archive'. A red box highlights the 'Print' option, and a red arrow points from the second selected sales order (001914) to it. The table below shows a list of sales orders with columns for 'Sales order', 'Customer account', 'Customer name', 'Order type', and 'Invoice account'. The first two rows are selected, and a red box highlights the second row (001914).

✓ Sales order ↓	Customer account	Customer name	Order type	Invoice account
001935	US-001	Contoso Retail San Diego	Sales order	US-001
001914	US-001	Contoso Retail San Diego	Sales order	US-001
001913	US-001	Contoso Retail San Diego	Sales order	US-001
001912	US-001	Contoso Retail San Diego	Sales order	US-001

Both sales-order (records) should have the same output/value but the second sales order (record) didn't provide the proper value for the field.

Value from SalesTable_amountInvoiced: 36.39

First order (record) properly displayed with 2 decimals and the value 36.39:

```
<SalesTable>
  <LABEL_SalesTable_RecId>Record ID</ LABEL_SalesTable_RecId>
  <LABEL_SalesTable_amountInvoiced>Amount in transaction currency</ LABEL_SalesTable_amountInvoiced>
  <LABEL_SalesTable_SalesId>Sales order</ LABEL_SalesTable_SalesId>
  -<Detail_Collection>
    -<Detail>
      <LACQueryRecord_DONOT_CHANGE_SalesTable>1</ LACQueryRecord_DONOT_CHANGE_SalesTable>
      <FIELD_SalesTable_RecId>68719518297</ FIELD_SalesTable_RecId>
      <FIELD_SalesTable_amountInvoiced>36.39</ FIELD_SalesTable_amountInvoiced>
      <FIELD_SalesTable_SalesId>000961</ FIELD_SalesTable_SalesId>
    </ Detail>
  </ Detail_Collection>
```

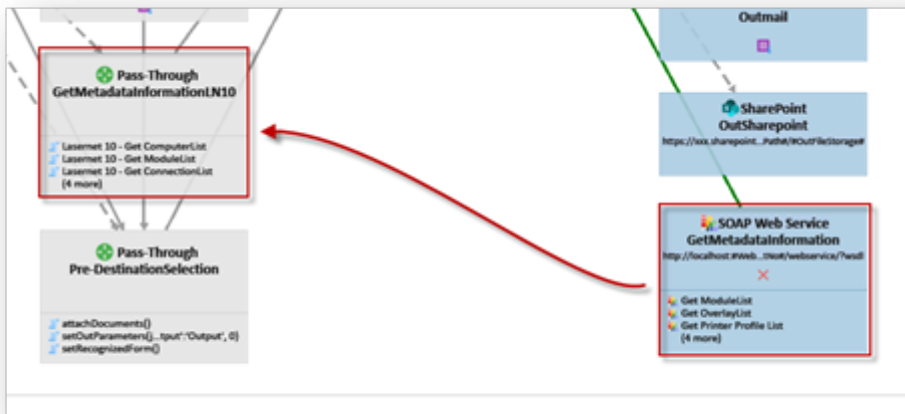
Second order (record) wasn't properly shown as the value 36.40 was shown instead of 36.39:

```
<LABEL_SalesTable_SalesId>Sales order</ LABEL_SalesTable_SalesId>
-<Detail_Collection>
  -<Detail>
    <LACQueryRecord_DONOT_CHANGE_SalesTable>1</ LACQueryRecord_DONOT_CHANGE_SalesTable>
    <FIELD_SalesTable_RecId>68719518296</ FIELD_SalesTable_RecId>
    <FIELD_SalesTable_amountInvoiced>36.40</ FIELD_SalesTable_amountInvoiced>
    <FIELD_SalesTable_SalesId>000960</ FIELD_SalesTable_SalesId>
  </ Detail>
</ Detail_Collection>
</ SalesTable>
```

Adjustments of Lasernet configuration to support Lasetnet 10

GetMetadataInformationLN10 (passthrough module in LN10)

The module GetMetadataInformation is replaced by the module GetMetadataInformationLN10



The module *GetMetadataInformationLN10* uses the following scripts (and criteria) to load information from Lasernet 10 into LAC365FO/D365FO:

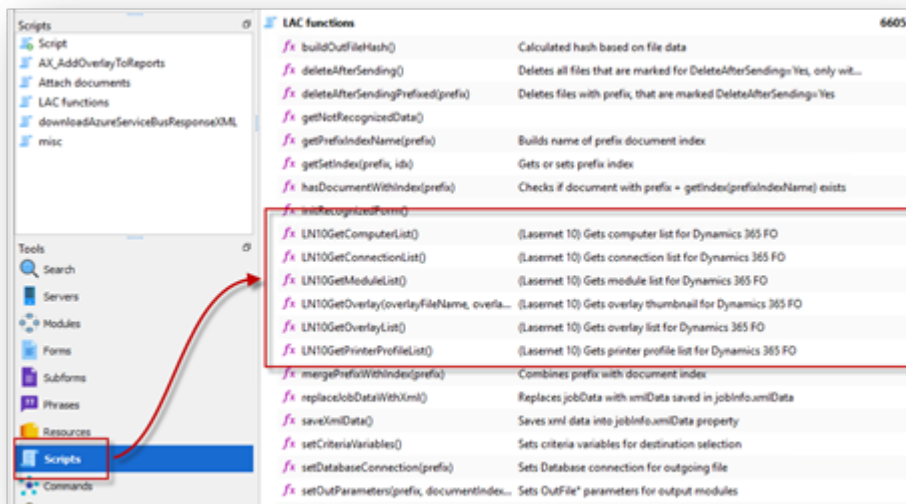
Name	Inactive	Run On	Result In	Criteria
LN10GetComputerList();		JobData	JobData	RequestMethodName = RequestComputerList
LN10GetModuleList();		JobData	JobData	RequestMethodName = RequestModuleList
LN10GetConnectionList();		JobData	JobData	RequestMethodName = ConnectionList
LN10GetPrinterProfileList();		JobData	JobData	RequestMethodName = RequestPrinterProfileList
LN10GetOverlayList();		JobData	JobData	RequestMethodName = OverlayList
LN10GetOverlay(job.getJobInfo("PAR...))		JobData	JobData	RequestMethodName = OverlayGet
setOutParameters('Response')		JobData	JobData	

GetMetadataInformationLN10 is replacing the existing *GetMetadataInformation* within the XML Transformer / Dynamics365 Transformer .

The screenshot shows the 'Dynamics365 Transformer Properties' dialog box with the 'Destinations' tab selected. The 'Destinations' table is as follows:

Destination	Inactive	Virtual	Alternative	Description	Criteria
Dynamics365 Forms	<input type="checkbox"/>	<input type="checkbox"/>	<input type="checkbox"/>		Success: A=Re
GetMetadataInformation	<input checked="" type="checkbox"/>	<input type="checkbox"/>	<input type="checkbox"/>		Success: A=Re
GetMetadataInformationLN10	<input type="checkbox"/>	<input type="checkbox"/>	<input type="checkbox"/>		Success: A=Re
Pre-DestinationSelection	<input type="checkbox"/>	<input type="checkbox"/>	<input type="checkbox"/>		Success: A=Re

Scripts to supporting Lasetnet 10



LN10GetOverlayList

```
// (Lasernet 10) Gets overlay list for Dynamics 365 FO

function LN10GetOverlayList()

{

var overlays = configuration.getOverlays();

var result = '<LaserNet>';

    // '<OverlayListResponse>';

for (idx = 0, count = overlays.length; idx < count; idx++)

{

result = result + '<ln:string>'+overlays[idx] + '</ln:string>';

}

result = result + // '</OverlayListResponse>'+

    '</LaserNet>';

job.setJobData(result);
```

```
}
```

LN10GetOverlay

```
// (Lasernet 10) Gets overlay thumbnail for Dynamics 365 F0
```

```
function LN10GetOverlay(overlayFileName, overlayWidth, overlayHeight)
```

```
{
```

```
var result = '<LaserNet>';
```

```
result = result +
```

```
'<ln:OverlayGetResult>'+Base64.encode(configuration.getOverlayThumbnail(overlayFileName, overlayWidth, overlayHeight)) +
```

```
'</ln:OverlayGetResult>';
```

```
    result = result + '</LaserNet>';
```

```
job.setJobData(result);
```

```
}
```

LN10GetModuleList

```
// (Lasernet 10) Gets module list for Dynamics 365 F0
```

```
function LN10GetModuleList()
```

```
{
```

```
var result = '<LaserNet>';
```

```
var modules = configuration.getModules();
```

```
for (idx = 0, count = modules.length; idx < count; idx++)
```

```
{
```

```
result = result + '<ln:Module>';

result = result + '<ln:Name>'+modules[idx].name+'</ln:Name>';

if (modules[idx].type == 'Printer Service') // This is for printer
services

{

result = result + '<ln:Type>'+ 'Printer Output'+ '</ln:Type>';

}

else

{

result = result + '<ln:Type>'+modules[idx].type+'</ln:Type>';

}

result = result +
'<ln:Description>'+modules[idx].description+'</ln:Description>';

result = result +
'<ln:Inactive>'+!modules[idx].active+'</ln:Inactive>';

if (modules[idx].printer)

{

result = result +
'<ln:Printer>'+modules[idx].printer+'</ln:Printer>';

}

if (modules[idx].printserver)

{

result = result +
```

```

'<ln:PrintServer>'+modules[idx].printserver+'</ln:PrintServer>';

}

result = result + '</ln:Module>';

}

result = result + '</LaserNet>';

job.setJobData(result);

}

```

LN10GetComputerList

```

// (Lasernet 10) Gets computer list for Dynamics 365 F0

function LN10GetComputerList()

{

var result = '<LaserNet>';

var servers = configuration.getServers();

for (idx = 0, count = servers.length; idx < count; idx++)

{

Logger.logEvent(Debug, 'Server=' + servers[idx].name + ' (Hostname='
+ servers[idx].hostname + ', Port='+ servers[idx].port + ')');

result = result + '<ln:Server>';

result = result + '<ln:Name>' + servers[idx].name + '</ln:Name>';

result = result + '<ln:HostName>' + servers[idx].hostname +
'</ln:HostName>';

```

```
result = result + '<ln:Port>' + servers[idx].port + '</ln:Port>';

result = result + '</ln:Server>';

}

result = result + '</LaserNet>';

job.setJobData(result);

}
```

LN10GetConnectionList

```
// (Lasernet 10) Gets connection list for Dynamics 365 F0

function LN10GetConnectionList()

{

var result = '<LaserNet>';

var connections = configuration.getConnections();

for (idx = 0, count = connections.length; idx < count; idx++)

{

result = result + '<ln:ConnectionInfo>';

result = result + '<ln:Name>' + connections[idx].name + '</ln:Name>';

result = result + '<ln:Description>' + connections[idx].description +

'</ln:Description>';

result = result + '<ln:GUID>' + connections[idx].guid + '</ln:GUID>';

result = result + '<ln:Type>' + connections[idx].type + '</ln:Type>';

result = result + '</ln:ConnectionInfo>';

}
```



```
}  
  
result = result + '</LaserNet>';  
  
job.setJobData(result);  
  
}
```

LN10GetPrinterProfileList

```
// (Lasernet 10) Gets printer profile list for Dynamics 365 FO
```

```
function LN10GetPrinterProfileList()
```

```
{
```

```
var result = '<LaserNet>';
```

```
var printerprofiles = configuration.getPrinterProfiles();
```

```
for (idx = 0, count = printerprofiles.length; idx < count; idx++)
```

```
{
```

```
result = result + '<In:Printer>';
```

```
result = result + '<In:Name>' + printerprofiles[idx].name + '</In:Name>';
```

```
result = result + '<In:PrinterName>' + printerprofiles[idx].printername +  
'</In:PrinterName>';
```

```
for (idy = 0, county = printerprofiles[idx].profiles.length; idy < county; idy++)
```

```
{
```

```
result = result + '<In:Profile>';
```

```
result = result + '<In:Name>' + printerprofiles[idx].profiles[idy].name + '</In:Name>';
```

```
result = result + '</In:Profile>';
```

```

//    Logger.logEvent(Debug, 'PrinterProfile=' + printerprofiles[idx].profiles[idy].name);

}

result = result + '</ln:Printer>';

}

result = result + '</LaserNet>';

job.setJobData(result);

}

```

Bug fixes and enhancements - LAC365FO version 6.15.0

Case no.	Description	Ticket no.
227499@LAC365FO	Print Button on Lasernet Preview Screen does not result in printing.	#20904
223936@LAC365FO	Range is being applied to the nextLink URL, which already contains range.	
224895@LAC365FO	Printer profiles is added to all printers when Updating printer profiles from the 'Printer profiles' .	
224896@LAC365FO	A new approach is introduced for loading printer, printer profiles, overlays and connections in Lasetnet 10 .	
227317@LAC365FO	Table LACReportReplacementMapping is in Table group Miscellaneous.	#20894
228645@LAC365FO	Data missing in XML.	#20944
228681@LAC365FO	Form link condition does not work on replacement reports, but works on query reports.	#20818
229365@LAC365FO	Feature Request: Translation of Lasetnet Print Destinations .	#21067
230415@LAC365FO	Lasetnet Query is rounding values in XML when selecting more than one document to print.	

Next



Related Content

- [Lasernet FO Connector 6.15 is now available.](#)