

Lasetnet BC Connector 4.0.1.2

2022-02-15 - Alex Clemons - Comments (0) - Lasetnet BC Connector Release Notes

Lasetnet for Dynamics 365

Lasetnet BC Connector Release Version 4.0.1.2

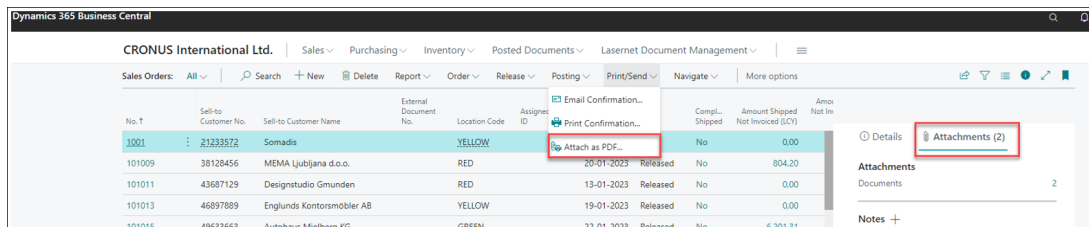
Release date: 15th February 2022

New Features and Enhancements

The purpose of this section is to outline the new features and enhancements of Lasetnet BC Connector 4.0.1.2

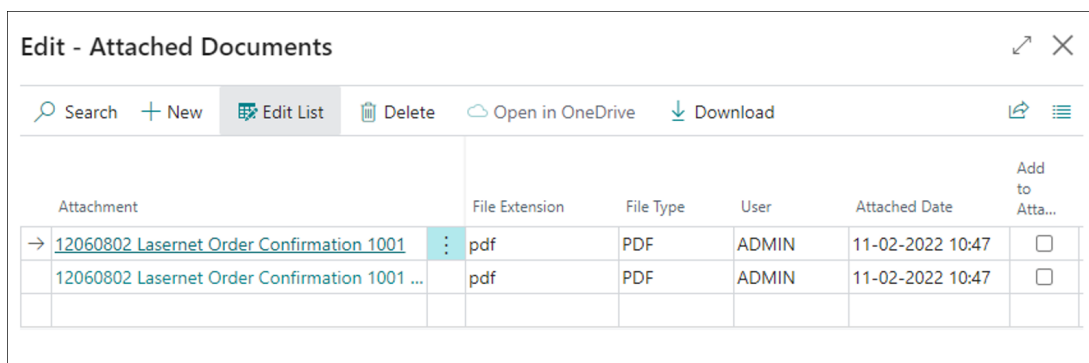
#285841 - Support for Attach PDF

Now we support the Attach PDF function. When selecting the function it will add the Lasetnet report within the attachment on BC



The screenshot shows the Dynamics 365 Business Central interface for a sales order. The order number is 1001, and the customer is Somadis. The order is in a 'Released' status. The 'Attachments' section on the right shows two attachments, with the first one highlighted. The 'Attach as PDF...' option is visible in the 'More options' menu.

No.	Customer No.	Customer Name	External Document No.	Location Code	Assigned ID	Posting Date	Status	Completed	Amount Shipped	Amount Not Invoiced (SCT)
1001	21233372	Somadis		YELLOW				No	0.00	
101009	38128456	MEMA Ljubljana d.o.o.		RED		20-01-2023	Released	No	804.20	
101011	43687129	Designstudio Gmunden		RED		13-01-2023	Released	No	0.00	
101013	46897889	Englunds Kontorsmobler AB		YELLOW		19-01-2023	Released	No	0.00	
101015	49633663	Autobahn Mithras Kfz		YELLOW		22-01-2023	Released	No	6.301.11	



The screenshot shows the 'Edit - Attached Documents' window. It displays a list of attachments with columns for Attachment, File Extension, File Type, User, Attached Date, and Add to Attachments. Two attachments are listed, both with a file extension of 'pdf' and a file type of 'PDF'.

Attachment	File Extension	File Type	User	Attached Date	Add to Attachments
→ 12060802 Lasetnet Order Confirmation 1001	pdf	PDF	ADMIN	11-02-2022 10:47	<input type="checkbox"/>
12060802 Lasetnet Order Confirmation 1001 ...	pdf	PDF	ADMIN	11-02-2022 10:47	<input type="checkbox"/>

#284542 - Add environment information to PrintControl section

We have added the environment name into the XML file.

```

OutputFilePath      C:\ProgramData\BcContainerHelper\Extensions\r
OutputFileName      BC12D5A5-E7F3-4CF3-A2E6-BE80F674A060.pdf
RequiredInterface   File
EnvironmentName     BC
GLNCode             5656532332

```

#283825 - New report - Sales Return Order

We have added the Sales Return Order report to our list.

#279672 - Sales Order - email handling use standard hooks

We have changed our code so we use standard hooks.

#282806 - Show request page for every Post & Send / Print option

You can now select if you want to show a Lasernetet request page when there is a print action in the background. For example, when you issue a Reminder or Posting a Sales Return Order (this will trigger the Sales Shipment and Invoice report).

Lasernet Report Setup | Work Date: 27-01-2023 ✓ Saved

Search + New Edit List Delete Update Report Setup Usage Data Formats ...

Document Type ↑	Report ID	Report Name	Active	Distribution Email	Always Show Request Page
→ Sales Blanket Or	12060804	FPL Sales-Blanket Order	✓	Sell-to (Buy-from)	✓
Sales Quote	12060801	FPL Sales-Quote	✓	Sell-to (Buy-from)	✓
Sales Order	12060802	FPL Sales-Order	✓	Sell-to (Buy-from)	✓
Sales Invoice	12060805	FPL Sales-Invoice	✓	Sell-to (Buy-from)	✓
Sales Credit Memo	12060806	FPL Sales-Credit Memo	✓	Sell-to (Buy-from)	✓
Sales Shipment	12060807	FPL Sales-Shipment	✓	Sell-to (Buy-from)	✓
Purchase Blanket ...	12060813	FPL Purchase-Blanket Or...	✓	Sell-to (Buy-from)	✓
Purchase Quote	12060814	FPL Purchase-Quote	✓	Sell-to (Buy-from)	✓
Purchase Order	12060803	FPL Purchase-Order	✓	Sell-to (Buy-from)	✓
Purchase Invoice	12060820	FPL Purchase-Invoice	✓	Sell-to (Buy-from)	✓
Purchase Credit M...	12060821	FPL Purchase-Credit Memo	✓	Sell-to (Buy-from)	✓
Customer Stateme...	12060810	FPL Sales-Statement	✓		✓
Issued Reminder	12060808	FPL Sales-Reminder	✓	Sell-to (Buy-from)	✓

Lasernet Archive Setup | Manage

Print Method ↑ Archive

→			<input type="checkbox"/>
---	--	--	--------------------------

#286218- Document Layout - Customer Statement - Adding data on line level does not show up in XML file

Adding a new field via Document Layout didn't add the field to the XML file. Now fixed.

#281049- Customer Statement - Add translation handling for predefined descriptions of Detailed Cust. Ledger Entry Types.

The right translation on the statement for some fields was not added. This is now corrected.

#281048 - Customer Statement - Description and DocumentNumber nodes have incorrect values

This is now corrected and will show up correctly on the report.

#279671- Rework subscribers for email, auto print

We have improved our code. We have rewritten the code for all reports.

#285282 - File Path Setup is exported/imported incorrectly (Onprem)

We had the wrong node name in the XML file when exporting. This is now corrected.

#281050 - Error when printing Warehouse Shipment

The following errors have been fixed:

Error: Record (7320) is not compatible with Codeunit Run (record(5766)).

"FPL Whse-Shipment"(Report 12060800).OnPreReport(Trigger) line 29 - Lasernet Connector by Formpipe Software AB

"Report Selection Warehouse"(Table 7355).PrintDocuments line 11 - Base Application by Microsoft

"Report Selection Warehouse"(Table 7355).PrintWhseShipmentHeader line 2 - Base Application by Microsoft

"Warehouse Document-Print"(CodeUnit 5776).PrintShptHeader line 11 - Base Application by Microsoft

"Warehouse Shipment"(Page 7335)."&Print - OnAction"(Trigger) line 2 - Base Application by Microsoft

#283667 - Import error: Media object cannot be imported because the InStream object is empty

This error was shown when importing an archive. This is now corrected.

#280911 - Some publishers with IsHandled that is not passed by reference


This only occurs if you add your own customized report. (For developers).

#280810 - Introduced interface FPL Connector Interface v2 with new method HandleFileName

This only occurs if you add your own customized report. (For developers).

#280930 - Introduced new interface FPL Print Archive v2 with updated method OpenArchivePage that allows handling separate documents

This only occurs if you add your own customized report. (For developers).



A purple rectangular button with rounded corners and a white paper-like tab on the left side. The word "Previous" is written in white text on the purple background.

Previous

Related Content

- [Lasernet BC Connector 4.0.1.2 Released!](#)