

Tables (Bottom of Cond. Area)

Alex Pearce - 2024-03-18 - Comments (0) - Lasetnet Form Editor 9 - Designing Forms

Lasetnet

In the table settings you can use the **Relative to** and **Vertical lines to** options to manage the table style and a position of headers and footer relative to the Conditional Area.

Exercise

Download and import the attached configuration called **23. Tables (Bottom of Cond. Area)** in **Lasetnet Developer 9**. Afterwards, go to the **Forms** section and open the **Sample** form.

1. In the output, switch to the **Last Page** tab.
2. Right-click the table and select **Table Properties**.

0 10 20 30 40 50 60 70 80 90 100 110 120 130 140 150 160 170 180 190 200

0 10 20 30 40 50 60 70 80 90 100 110 120 130 140 150 160 170 180 190 200 210 220 230 240 250 260 270 280 290

Lasernet

by Formpipe

Sparrow Wholesales
123 Purple Road
Arvada, CO 80005
United States of America

Sample

Number.....: 123456
Date.....: 20-11-2014
Account.....: 1201
Reference.....: John Doe
Page.....: [Page X of Y:%1 / %2]

Article	Description	Quantity	Price	Amount
	Transfer from previous page			[scrip]
80211	Quietkey Keyboard			145,00
80220	Screw on Mount CD/Tape Driv			2.500,00
1896-S	ATHENS Desk			618,93
1900-S	PARIS Guest Chair, black			118,84
	Freight			1.889,20

Table Properties

Paste

General

Criteria

Combining

Destinations

Pre JobInfos

Post JobInfos

Modifiers

Format

Printer Profiles

Overlay Files

Page Setup

Master Sheet

Advanced

Conditional Area

Delete Table

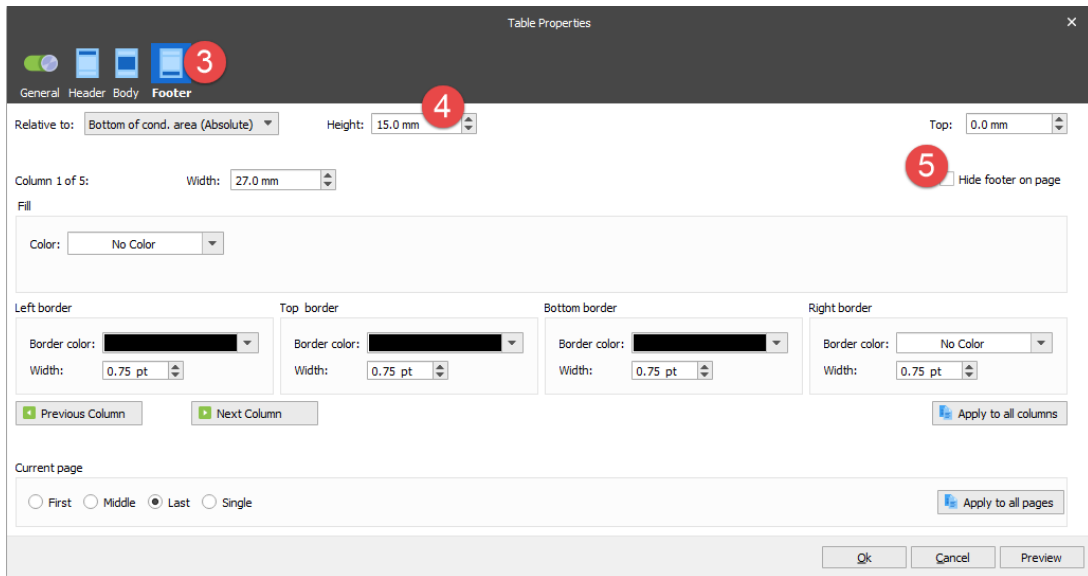
Lock

1

2

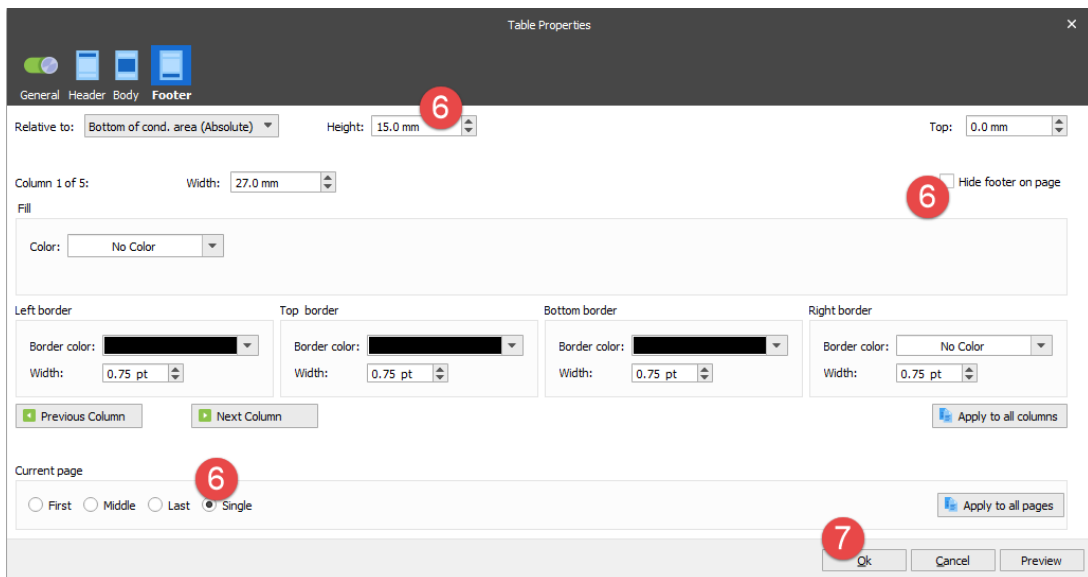
First Page Middle Page Last Page Single Page

3. With the dialog displayed, switch to the **Footer** tab.
4. Set **Height** to **15 mm**.
5. Clear the **Hide footer on page** check box.



6. Select the **Single Page** check box on the **Current Page** group box and make the same changes for this page.

7. Once you are done, click **Ok** to confirm changes.



8. In the output, switch to the **Last Page** tab.

Lasernet
by Formpipe

Sparrow Wholesales
123 Purple Road
Arvada, CO 80005
United States of America

Sample
Number.....: 123456
Date.....: 20-11-2014
Account.....: 1201
Reference.....: John Doe
Page.....: [Page X of Y:%1 / %2]

Article	Description	Quantity	Price	Amount
	Transfer from previous page			[scrip]
80211	Quietkey Keyboard	25	5,80	145,00
80220	Screw on Mount CD/Tape Driv	2.500	1,00	2.500,00
1898-S	ATHENS Desk	1	(5%) 649,40	618,93
1900-S	PARIS Guest Chair, black	1	(5%) 125,10	118,84
	Freight	1	1.889,20	1.889,20

8

First Page Middle Page Last Page Single Page

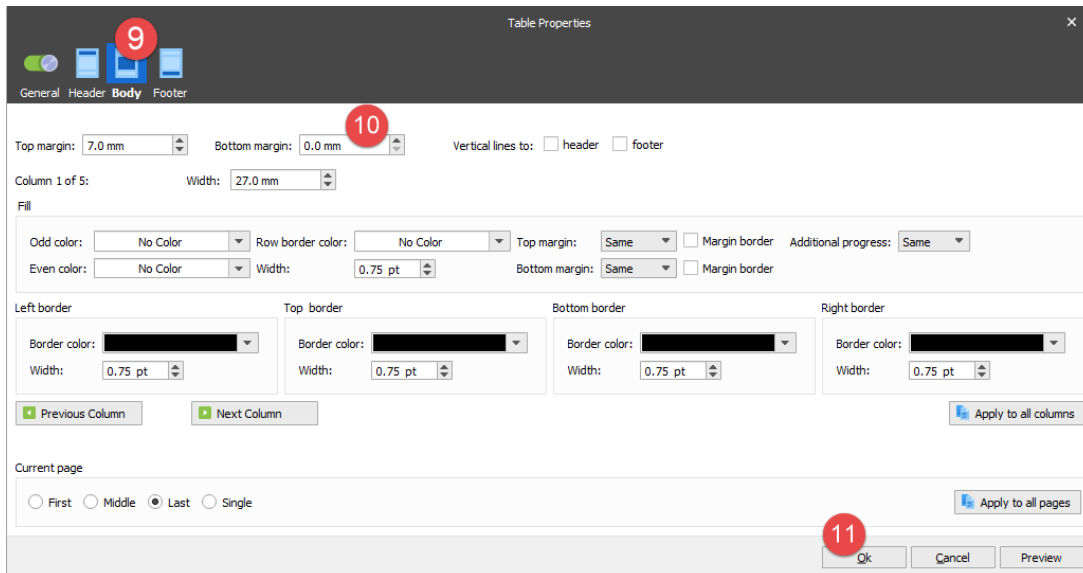
As a result, you can see the footer added relative to the last item line in the Conditional Area. It is added to the last page or the single page depending on a number of output pages.

Let's now remove a margin at the bottom of the table. To this end, follow the steps listed below.

9. Right-click the table and select **Table Properties**. With the dialog displayed, switch to the **Body** tab.

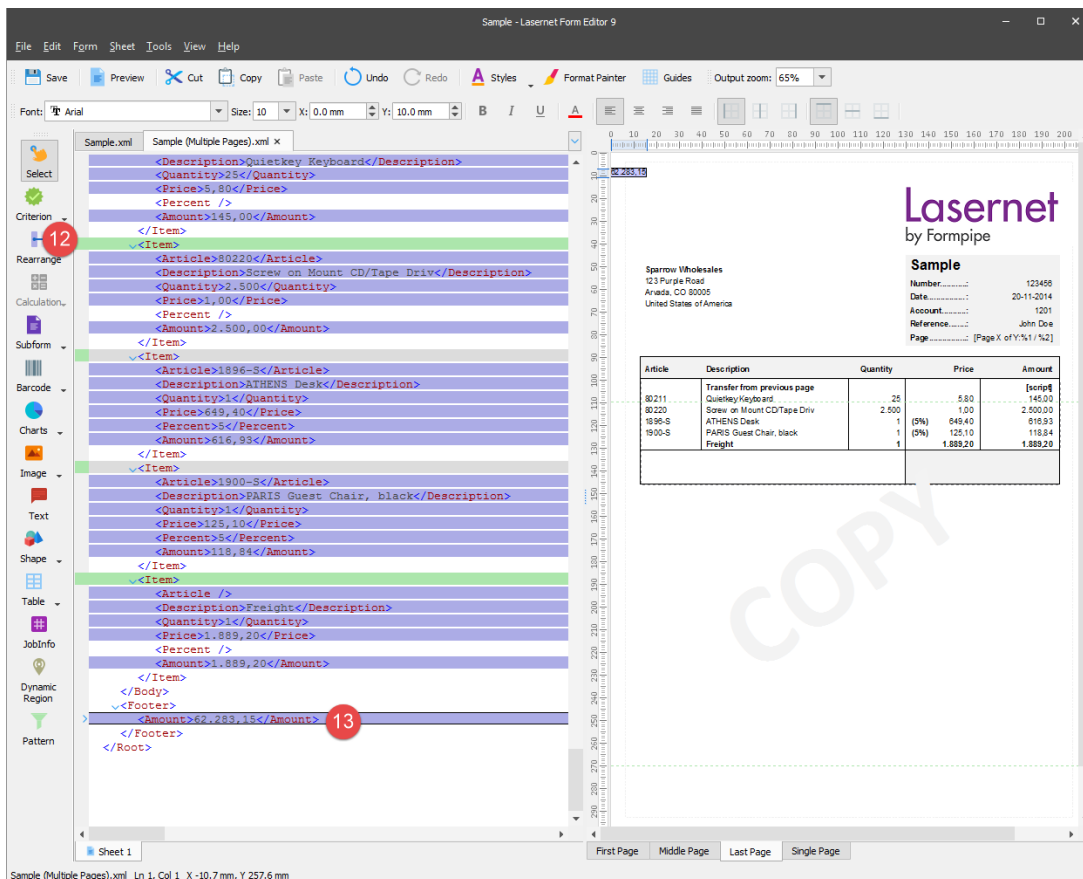
10. Set **Bottom Margin** to **0 mm** both for the last and single pages.

11. Click **Ok** to confirm changes.



12. In the output, switch to the **Last Page** tab. Afterwards, on the Developer toolbar, click the **Rearrange** tool.

13. In the input, click the **/Root/Footer/Amount** node.

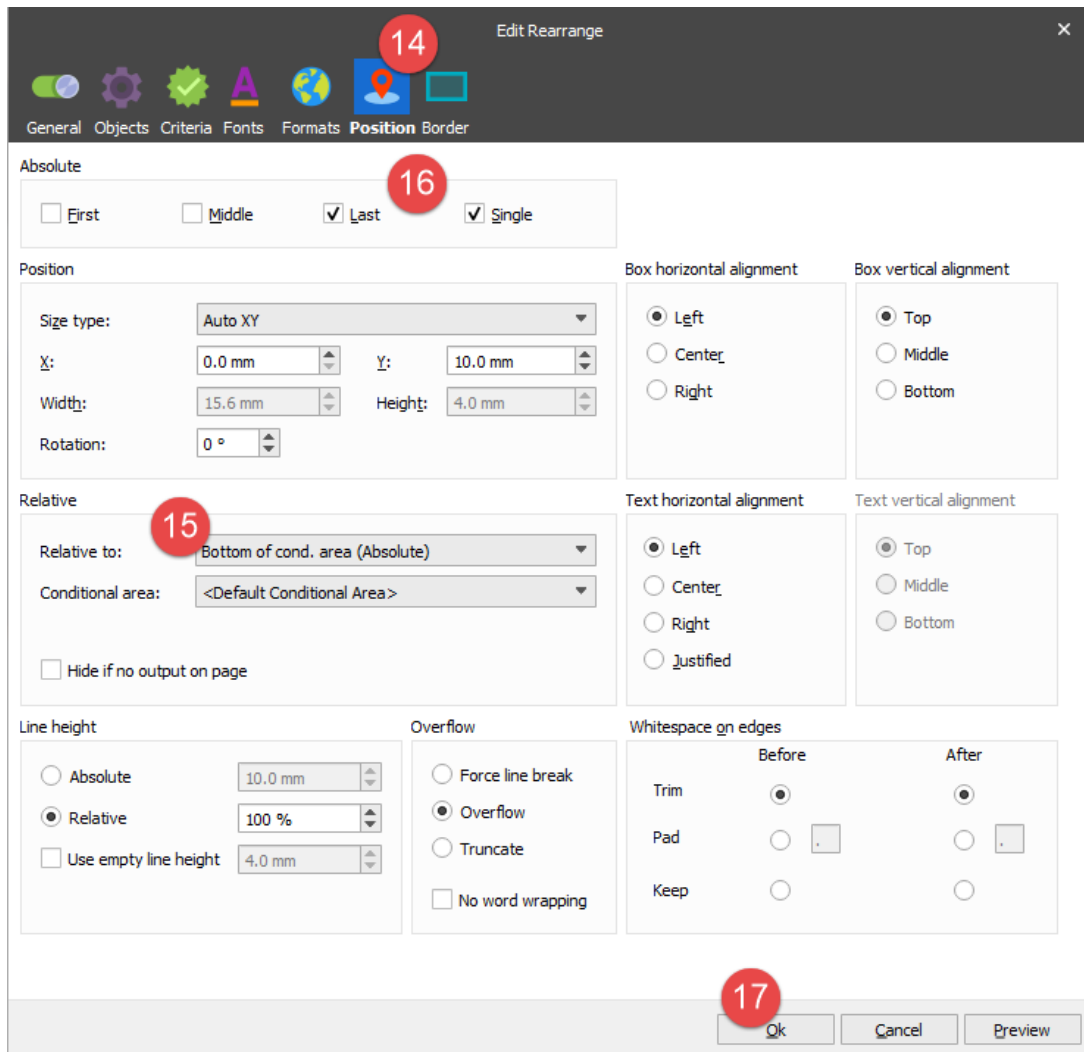


14. Edit the rearrange you gave just added. To this end, open the **Edit Rearrange** dialog and switch to the **Position** tab.

15. In the **Relative** group box, set **Relative to** to **Bottom of cond. area (Absolute)**.

16. In the **Absolute** group box, select the **Last** and **Single** check boxes.

17. Click **Ok** to confirm changes.



18. On the Property bar, set **Font size** to **18 pt**, the **X** position to **195 mm** and **Y** to **11 mm**. Align the text to the right.

Sample - Lasernet Form Editor 9

File Edit Form Sheet Tools View Help

Save Preview Cut Copy Paste Undo Redo Styles Format Painter Guides Outout zoom: 65%

Font: Arial Size: 18 X: 195.0 mm Y: 11.0 mm B I U A

18

Sample.xml Sample (Multiple Pages).xml x

<Description>Quietkey Keyboard</Description>
 <Quantity>25</Quantity>
 <Price>5,80</Price>
 <Percent />
 <Amount>145,00</Amount>
 </Item>
 <Item>
 <Article>80220</Article>
 <Description>Screw on Mount CD/Tape Driv</Description>
 <Quantity>2.500</Quantity>
 <Price>1,00</Price>
 <Percent />
 <Amount>2,500,00</Amount>
 </Item>
 <Item>
 <Article>1896-S</Article>
 <Description>ATHENS Desk</Description>
 <Quantity>1</Quantity>
 <Price>649,40</Price>
 <Percent />
 <Amount>616,93</Amount>
 </Item>
 <Item>
 <Article>1900-S</Article>
 <Description>PARIS Guest Chair, black</Description>
 <Quantity>1</Quantity>
 <Price>125,10</Price>
 <Percent />
 <Amount>118,84</Amount>
 </Item>
 <Item>
 <Description>Freight</Description>
 <Quantity>1</Quantity>
 <Price>1,889,20</Price>
 <Percent />
 <Amount>1,889,20</Amount>
 </Item>
 </Body>
 </Footer>
 <Amount>62,283,15</Amount>
 </Footer>
 </Root>

Lasernet
 by Formpipe

Sample
 Number..... 123456
 Date..... 20-11-2014
 Account..... 1201
 Reference..... John Doe
 Page..... [Page X of Y: %1 / %2]

Article	Description	Quantity	Price	Amount
80211	Transfer from previous page			[script]
	Quietkey Keyboard	25	5,80	145,00
80220	Screw on Mount CD/Tape Driv	2.500	1,00	2.500,00
1896-S	ATHENS Desk	1	(5%) 649,40	616,93
1900-S	PARIS Guest Chair, black	1	(5%) 125,10	118,84
	Freight	1	1.889,20	1.889,20
				62.283,15

Sheet 1

First Page Middle Page Last Page Single Page

Sample (Multiple Pages).xml Ln 1, Col 1 X 88.0 mm, Y 44.2 mm

19. Use the **Text** tool to insert the **Total** text. For the text, set **Font size** to **18 pt**, the **X** position to **133 mm** and **Y** to **11 mm**. In addition, select the **Last** and **Single** check boxes in the **Absolute** group box and select the **Bottom of cond. area (Absolute)** for the **Relative** option.

0 10 20 30 40 50 60 70 80 90 100 110 120 130 140 150 160 170 180 190 200

Lasernet

by Formpipe

Sparrow Wholesales
123 Purple Road
Arvada, CO 80005
United States of America

Sample

Number.....: 123456
Date.....: 20-11-2014
Account.....: 1201
Reference.....: John Doe
Page.....: [Page X of Y:%1 / %2]

Article	Description	Quantity	Price	Amount
	Transfer from previous page			[scrip]
80211	Quietkey Keyboard	25	5,80	145,00
80220	Screw on Mount CD/Tape Driv	2.500	1,00	2.500,00
1896-S	ATHENS Desk	1	(5%) 649,40	616,93
1900-S	PARIS Guest Chair, black	1	(5%) 125,10	118,84
	Freight	1	1.889,20	1.889,20
19 Total				62.283,15

COPY

230 240 250 260 270 280 290

First Page Middle Page Last Page Single Page

Attachments

- [23.-Tables-Bottom-of-Cond.-Area.Inconfigx \(421.65 KB\)](#)