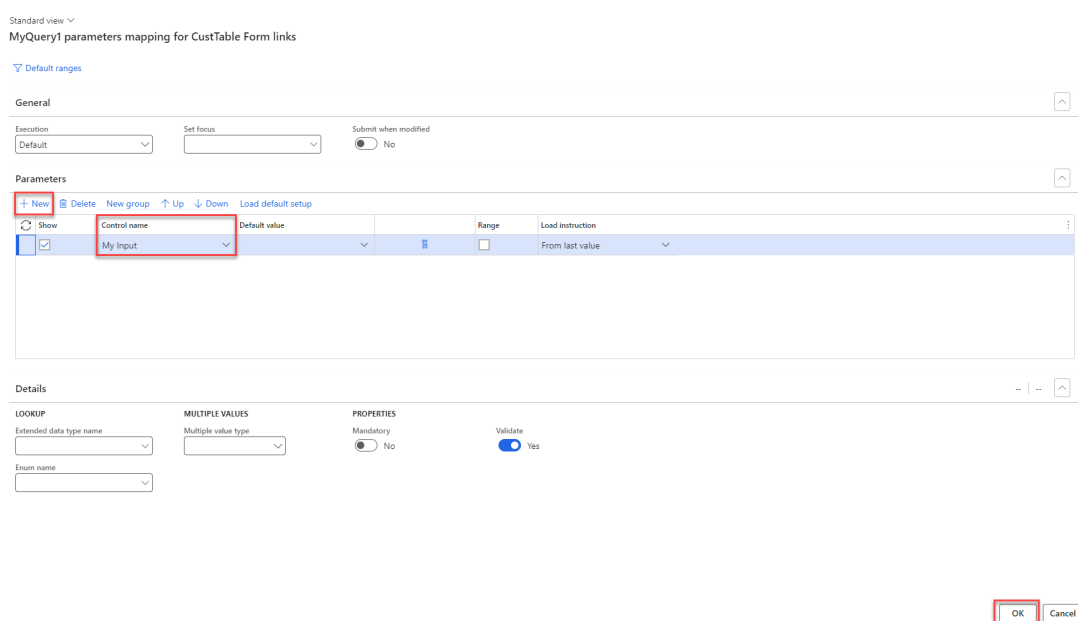
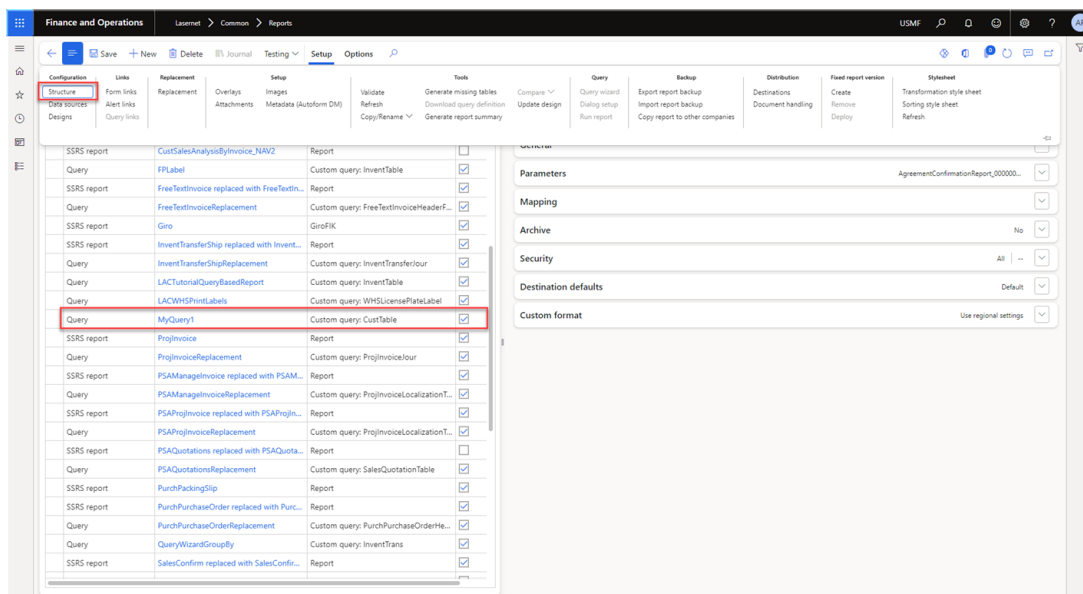


The parameters mapping form is now displayed.

4. Expand the **Parameters** section, click **New** to create a new **Dialog Control**, give it a name, and click **OK**.

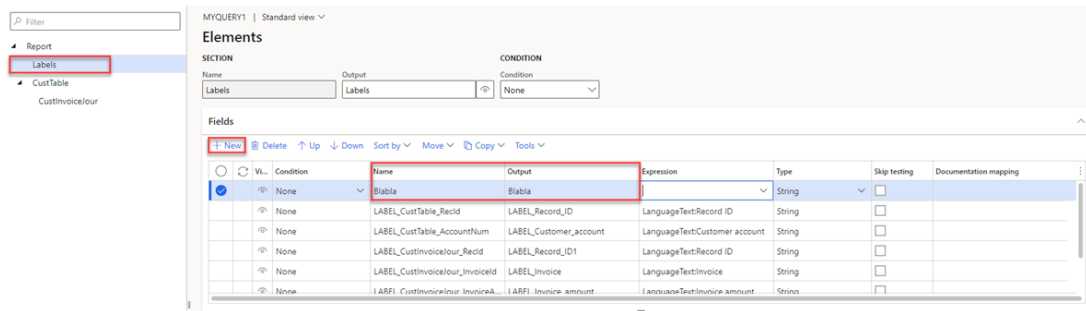


5. Navigate back to the **Reports** list page and click **Setup > Structure**.

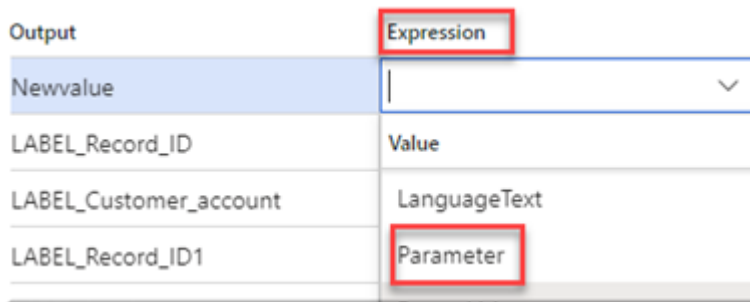


6. Select the section you would like to add your value to in the XML (for example, Labels),

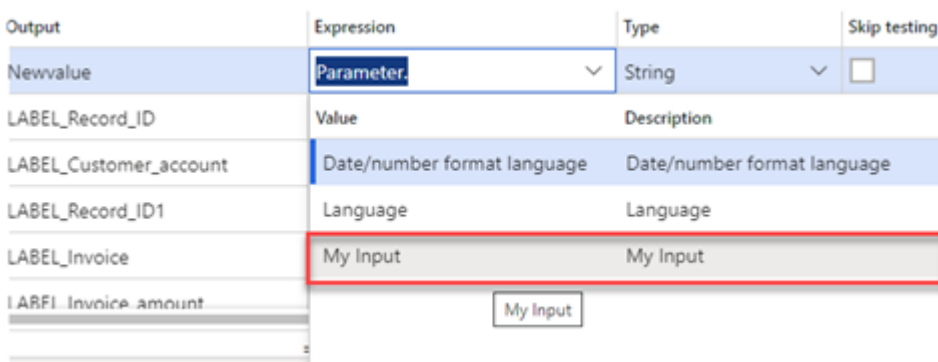
click **New**, and provide a **Name** and **Output**.



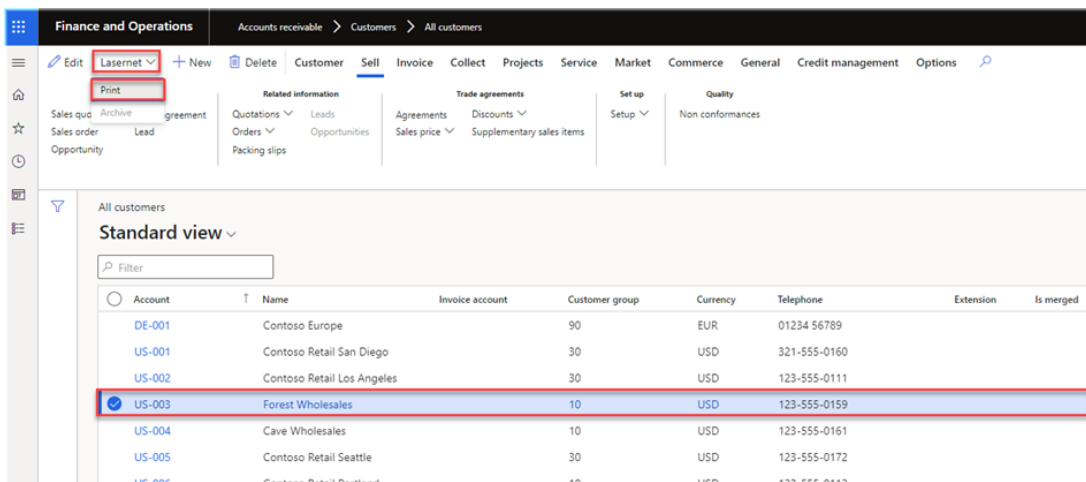
7. Select **Parameter** from the **Expression** dropdown menu.



8. Click the dropdown menu again and select the parameter you previously created in **Dialog Control** (in this case, **My Input**).



9. Save the changes, navigate to your form, and resend the report. To do so, click the **Lasernet** option on the Menu bar and select **Print**.



A dialog window will appear: notice it has an input field with the title of your **Dialog Control**.

10. Type in a string and print the report.

MyQuery1

Parameters ^

[Lasernet Screen](#) [Review Document](#)

My Input

My string ▾

Destination ^

[Change](#)

Lasernet Screen

Print to

Custom (Lasernet Sc... ▾)

Records to include ▾

Run in the background ▾

OK Cancel

11. Check your XML. Notice the string you typed into the dialog is now present in the XML, in the section you specified in the **Structure**.

Preview: MyQuery1_C0EC8E0DC0A340FC8C2F41250C1CB941.XML

|< First < Previous File 2 of 2 > Next >| Last </> Show XML

```
-<LastPage>
  <LastPagePDF>Standard Overlay - Portrait.pub.Inemf</ LastPagePDF>
  <LastPagePrint>Standard Overlay - Portrait.pub.Inemf</ LastPagePrint>
  <LastPageFax>Standard Overlay - Portrait.pub.Inemf</ LastPageFax>
  <LastPageCustomPort>Standard Overlay - Portrait.pub.Inemf</ LastPageCustomPort>
</ LastPage>
-<SinglePage>
  <SinglePagePDF>Standard Overlay - Portrait.pub.Inemf</ SinglePagePDF>
  <SinglePagePrint>Standard Overlay - Portrait.pub.Inemf</ SinglePagePrint>
  <SinglePageFax>Standard Overlay - Portrait.pub.Inemf</ SinglePageFax>
  <SinglePageCustomPort>Standard Overlay - Portrait.pub.Inemf</ SinglePageCustomPort>
</ SinglePage>
</ Overlay>
</ JobInfo>
-<Labels>
  <LACID>{D3AF0970-155D-478C-A6ED-21FC76237680}</ LACID>
  <Blabla>My string</ Blabla>
  <LABEL_Record_ID>Record ID</ LABEL_Record_ID>
  <LABEL_Customer_account>Customer account</ LABEL_Customer_account>
  <LABEL_Record_ID1>Record ID</ LABEL_Record_ID1>
  <LABEL_Invoice>Invoice</ LABEL_Invoice>
  <LABEL_Invoice_amount>Invoice amount</ LABEL_Invoice_amount>
  <LABEL_Date>Date</ LABEL_Date>
  <LABEL_LACAttachLastArchivePDF>LACAttachLastArchivePDF()</ LABEL_LACAttachLastArchivePDF>
</ Labels>
-<CustTable>
  <LACQueryRecord_DONOT_CHANGE_CustTable>1</ LACQueryRecord_DONOT_CHANGE_CustTable>
  <FIELD_CustTable_RecId>22565421564</ FIELD_CustTable_RecId>
  <FIELD_CustTable_AccountNum>US-005</ FIELD_CustTable_AccountNum>
```