

## DOCX Output (Field Properties and Summary)

Alex Pearce - 2024-03-18 - Comments (0) - Lاسernet Form Editor 9 - Rich Text and Spreadsheet

# Lasernet

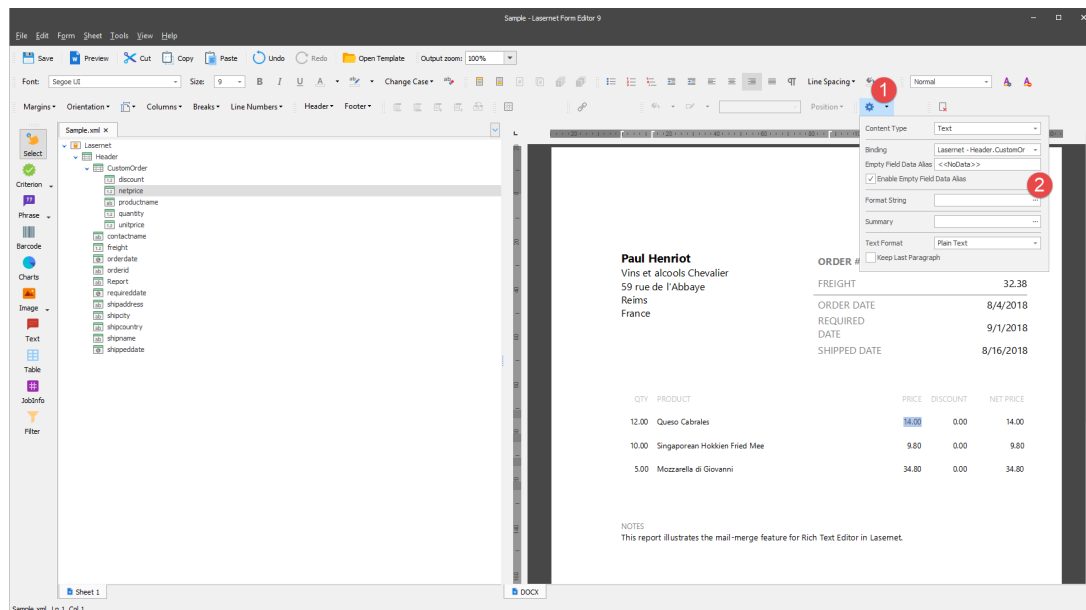
### Exercise

Download and import the attached configuration called **03. DOCX Output (Field Properties and Summary)** in Lاسernet Developer 9. Afterwards, go to the **Forms** section and open the **Sample** form.

You have already created an output of the DOCX format. You are now proposed to edit the output, as required, by adding, for example, a static text and summary as well as setting field properties in the table you have added.

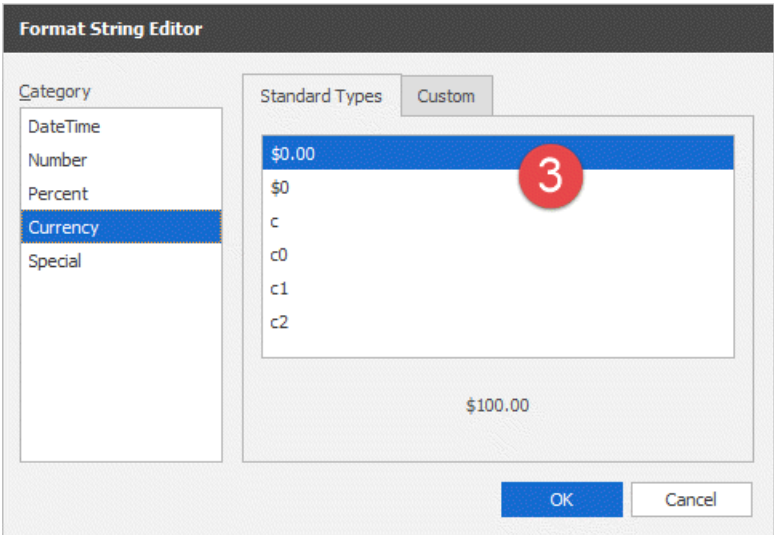
1. Define settings for fields you have added to the output. To this end, highlight the first field (14.00) in the PRICE column, the **Properties** button becomes available on the **Field** bar. Click it. The properties menu opens.

2. In the **Format String** text box, click the ... icon.

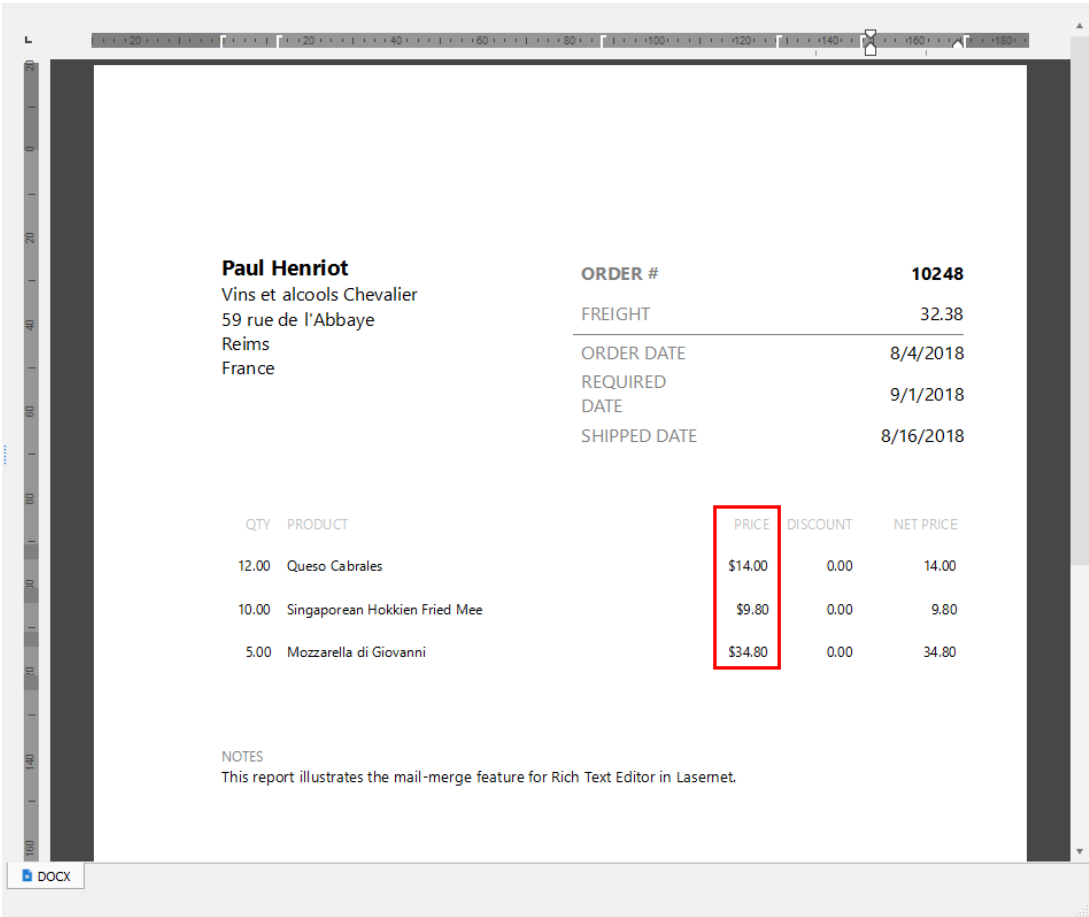


3. In the **Format String Editor** dialog displayed, select **Currency** in the **Category** list,

and then select **\$0.00** in the **Standard Types** list. Click **OK** to confirm changes.

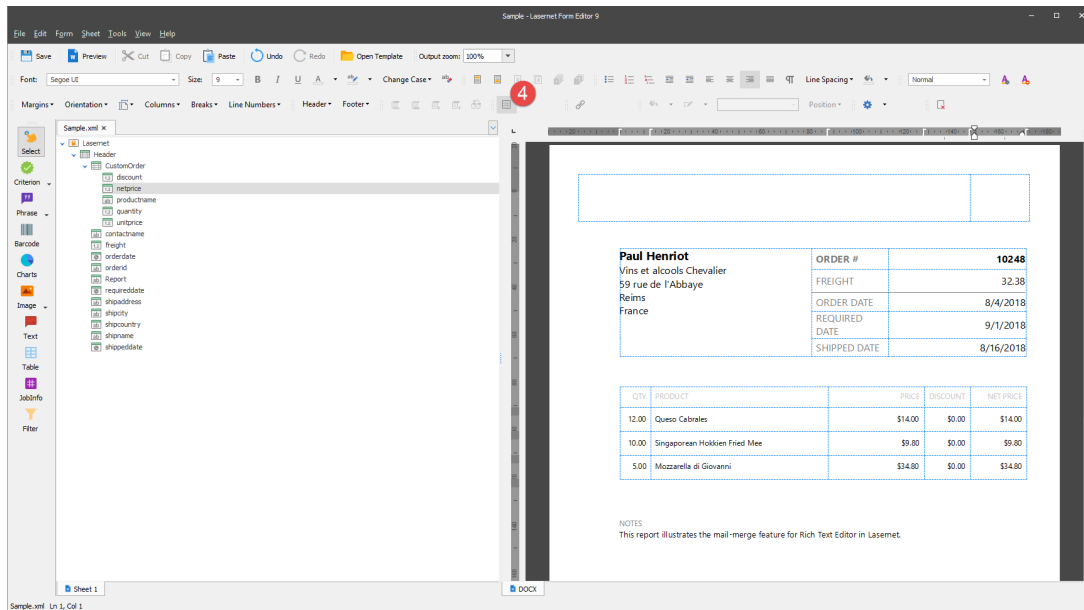


You can see the field format changes. Click the next field in the PRICE column, and the format changes correspondingly for the rest fields in the column.



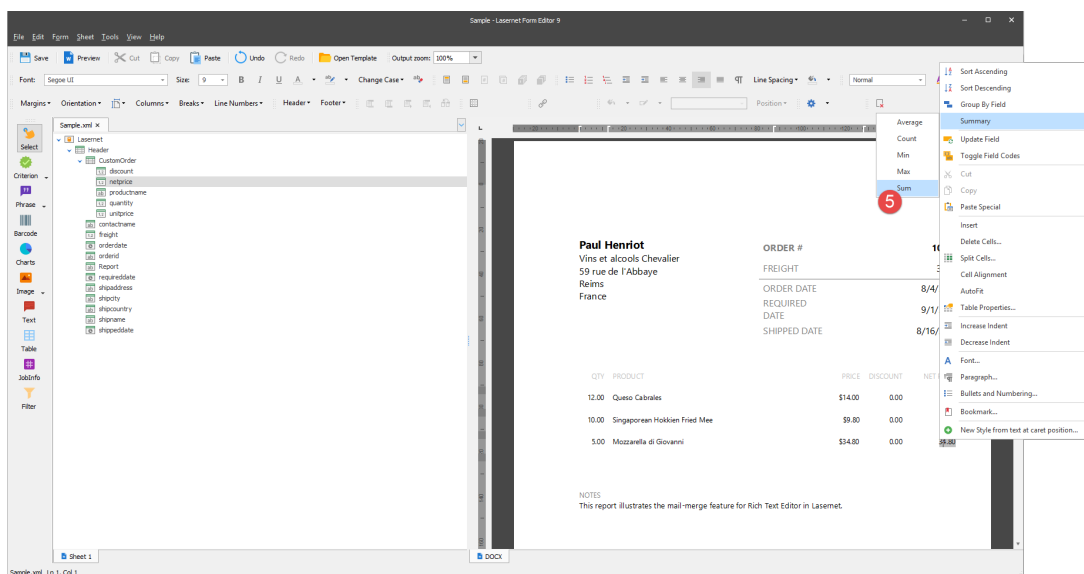
Repeat steps 1-4 for the fields in the DISCOUNT and NET PRICE columns.

4. Click the **View Gridlines** button to show lines of all grids available in the output to make the document formatting easier.

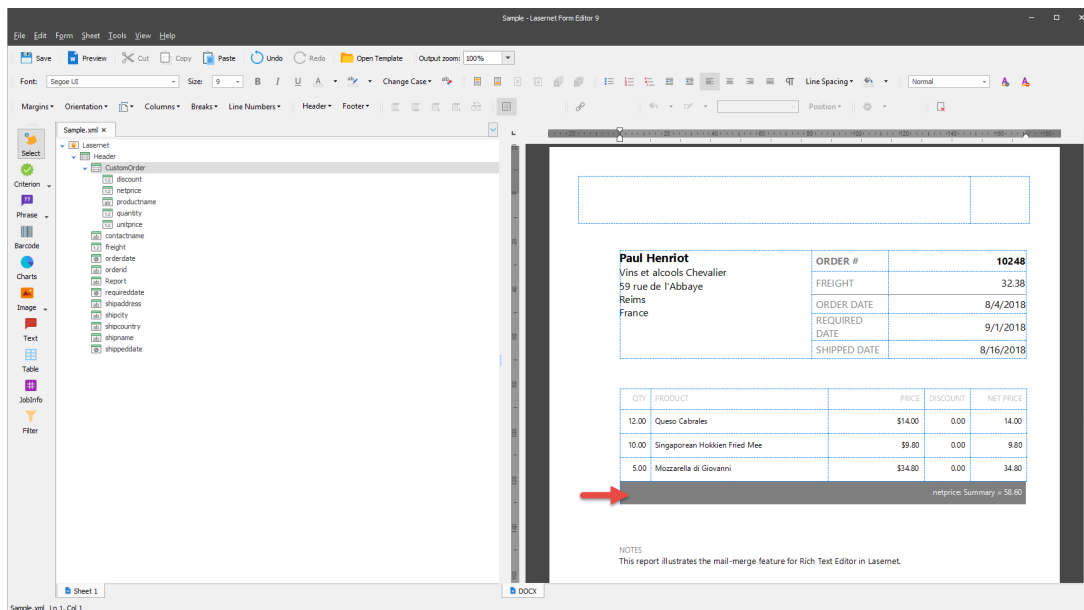


You are now proposed to calculate summary for data of the following columns: PRICE, DISCOUNT and NET PRICE. To this end, follow the steps listed below:

5. Right-click a value in the NET PRICE column, click **Summary** on the context menu that appears, and then click **Sum**.

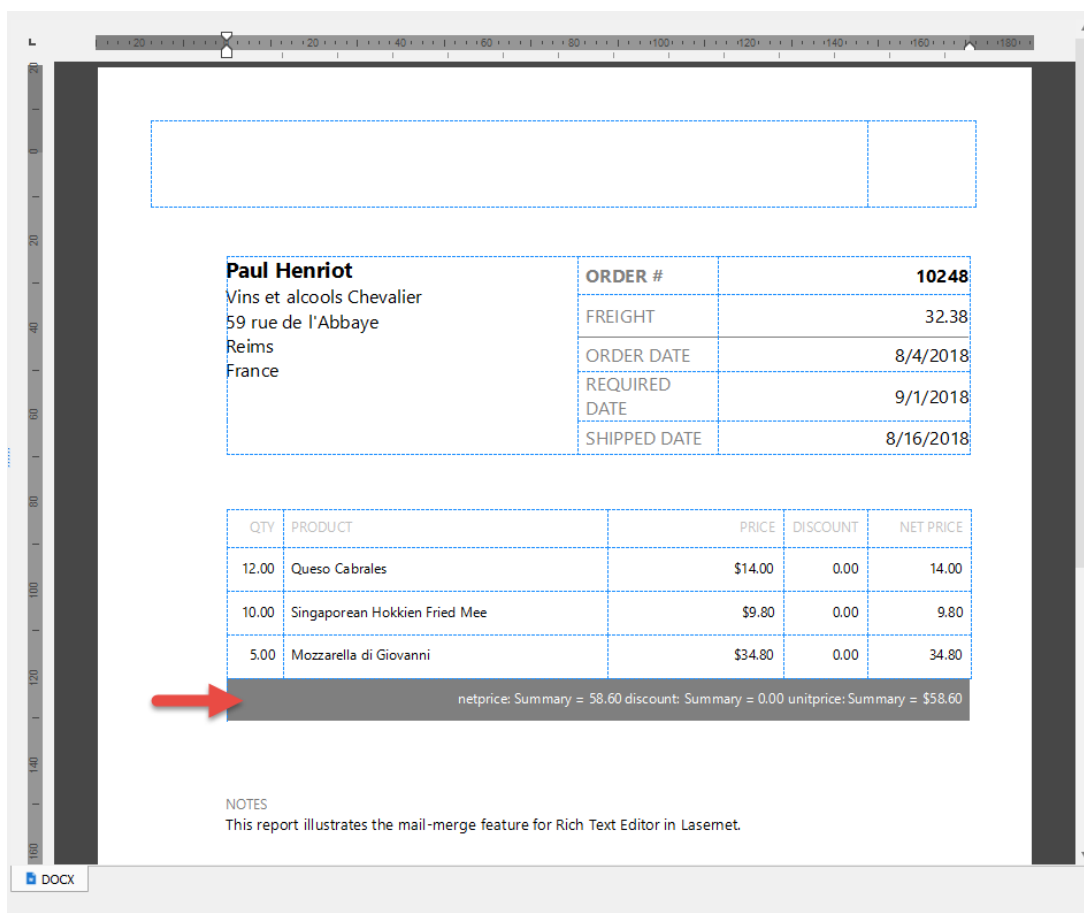


A summary for the values of the NET PRICE column is added within a separate row.



Apply the same action to the values of the PRICE and DISCOUNT columns.

You can now see that summary values for all columns are added within the same row.



You are proposed to edit the table by adding two more rows to locate each summary value in a separate row as well as remove the shading fill color of add rows and format the text in the rows, so the summary information looks as it is shown on the picture below:

The screenshot shows a form output from the Liferay Liferay Form Editor. The form is titled "Sample - Liferay Form Editor" and contains the following sections:

- Header:** A large empty box at the top.
- Order Details:** A table with 2 columns: "ORDER #" and "Value".
 

ORDER #	10248
FREIGHT	32.38
ORDER DATE	8/4/2018
REQUIRED DATE	9/1/2018
SHIPPED DATE	8/16/2018
- Items Table:** A table with 5 columns: "QTY", "PRODUCT", "PRICE", "DISCOUNT", and "NET PRICE".
 

QTY	PRODUCT	PRICE	DISCOUNT	NET PRICE
12.00	Queso Cabrales	\$14.00	\$0.00	\$14.00
10.00	Singaporean Hokkien Fried Mee	\$9.80	\$0.00	\$9.80
5.00	Mozzarella di Giovanni	\$34.80	\$0.00	\$34.80
- Summary:** A table with 2 columns: "Summary" and "Value".
 

unitprice: Summary	= \$58.60
discount: Summary	= \$0.00
netprice: Summary	= \$58.60

6. Click the **View Gridlines** button to hide lines of all grids available in the output.

The screenshot shows the Liferay Liferay Form Editor interface. The "View Gridlines" button is highlighted with a red circle and the number 6. The form output is displayed on the right side of the editor.

The form output is titled "Sample - Liferay Form Editor" and contains the following sections:

- Header:** A large empty box at the top.
- Order Details:** A table with 2 columns: "ORDER #" and "Value".
 

ORDER #	10248
FREIGHT	32.38
ORDER DATE	8/4/2018
REQUIRED DATE	9/1/2018
SHIPPED DATE	8/16/2018
- Items Table:** A table with 5 columns: "QTY", "PRODUCT", "PRICE", "DISCOUNT", and "NET PRICE".
 

QTY	PRODUCT	PRICE	DISCOUNT	NET PRICE
12.00	Queso Cabrales	\$14.00	\$0.00	\$14.00
10.00	Singaporean Hokkien Fried Mee	\$9.80	\$0.00	\$9.80
5.00	Mozzarella di Giovanni	\$34.80	\$0.00	\$34.80
- Summary:** A table with 2 columns: "Summary" and "Value".
 

unitprice: Summary	= \$58.60
discount: Summary	= \$0.00
netprice: Summary	= \$58.60

## Attachments

- [03.-DOCX-Output-Field-Properties-and-Summary.Inconfig \(1.89 MB\)](#)