

Calculations - "Custom / Direct SQL"

- 2023-11-30 - Comments (0) - Lasetnet FO Connector FAQs

Lasernet for Dynamics 365

Lasernet FO Connector 6.1 and above contains the option to fetch and make calculations through direct SQL in the Query-Wizard.

This is useful if there is a need for a calculation and/or if there is a need to use a SQL function - when rounding a number is required, for example. It is possible to use any SQL functions with the *Custom/Direct SQL* in the Query Wizard.

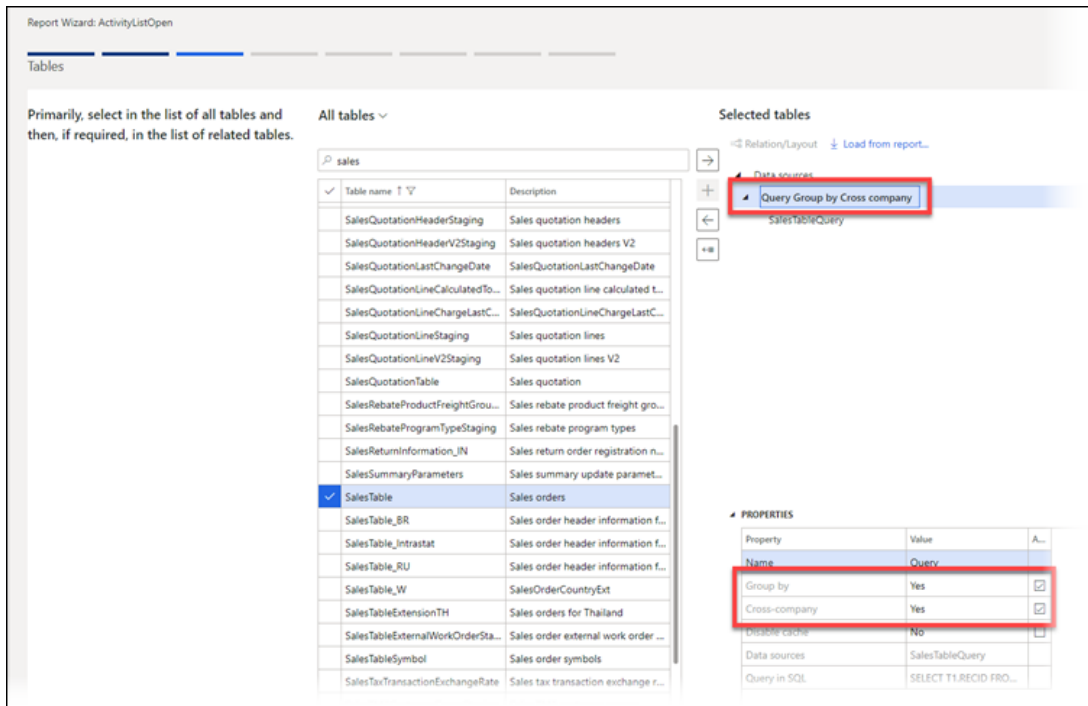
The Direct SQL is running across all companies within Dynamics 365 Finance and Operations, so it is important to use **Cross company** and specify the current company (dataAreaId) when data only is required for the current Company.

Example of use

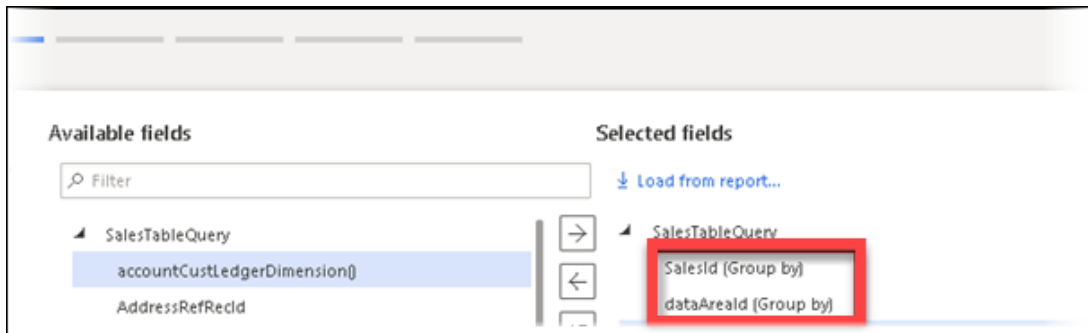
The following example illustrates how to make a sum of the **SalesQty** multiplied by the **NetWeight**.

1. Select **Yes** in both the **Group by** and in **Cross company**.

The tables **SalesTable** are renamed to **SalesTableQuery** to ensure it's possible to use the proper tablename in the SQL statement.



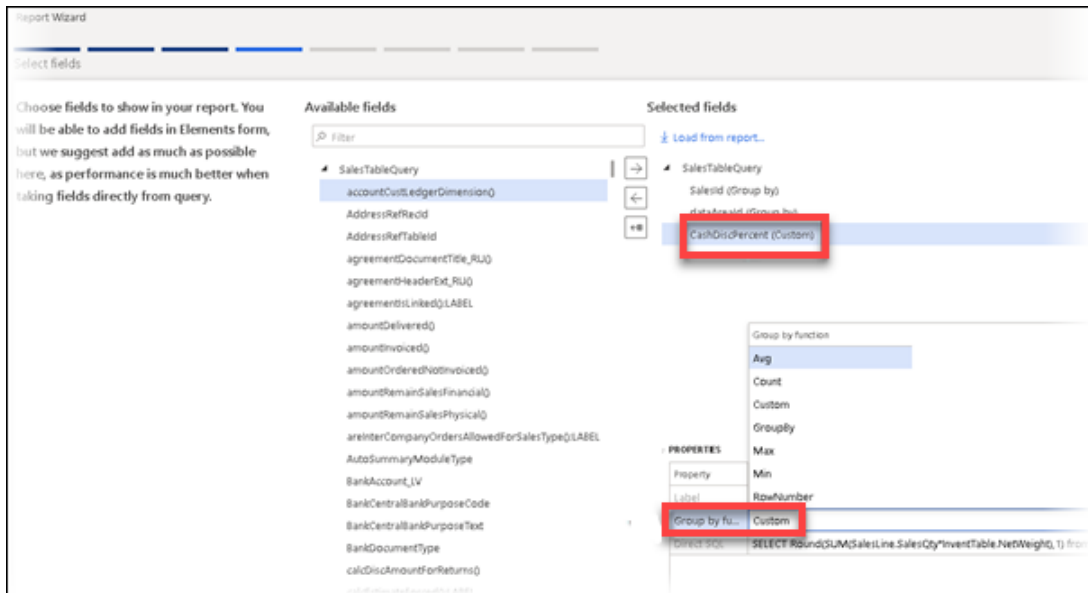
2. Add the fields which are required for the "WHERE-clause" in the "SQL-statement". In the following the fields **SalesId** and **dataAreId** are added:



3. Add a field that is used as a placeholder field - the placeholder field will return the value from the SQL statement and not the value from the field.

In the following, a number is required and the number-field **CashDiscPercent** is therefore added as placeholder-field.

4. Select **Custom** for field.

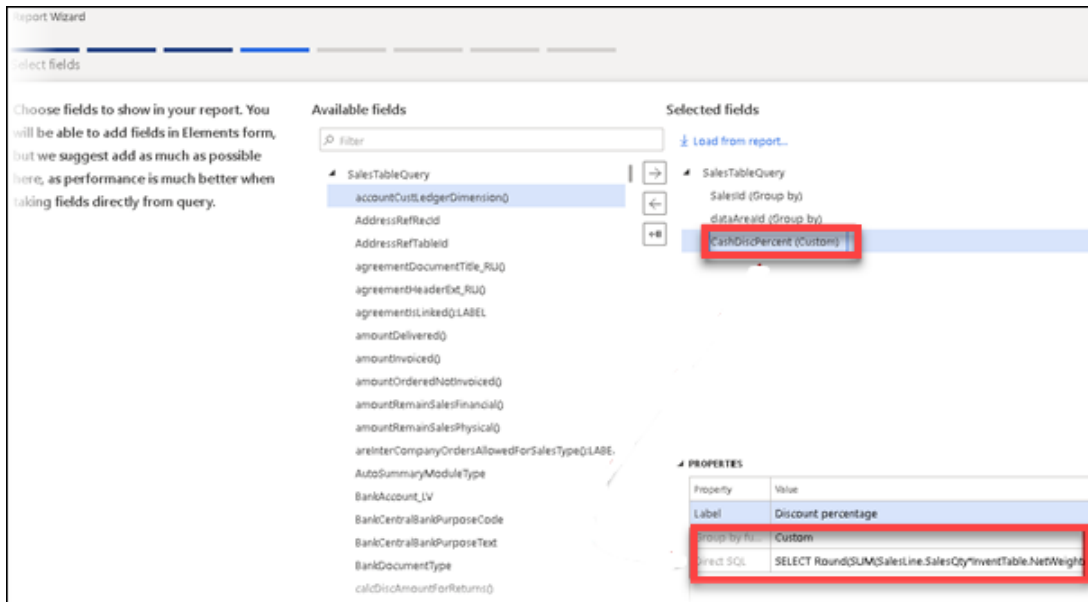


5. Add the following statement in the 'Direct SQL' which multiply the **SalesQty** from **SalesLine** with the **NetWeight** from **InventTable**.

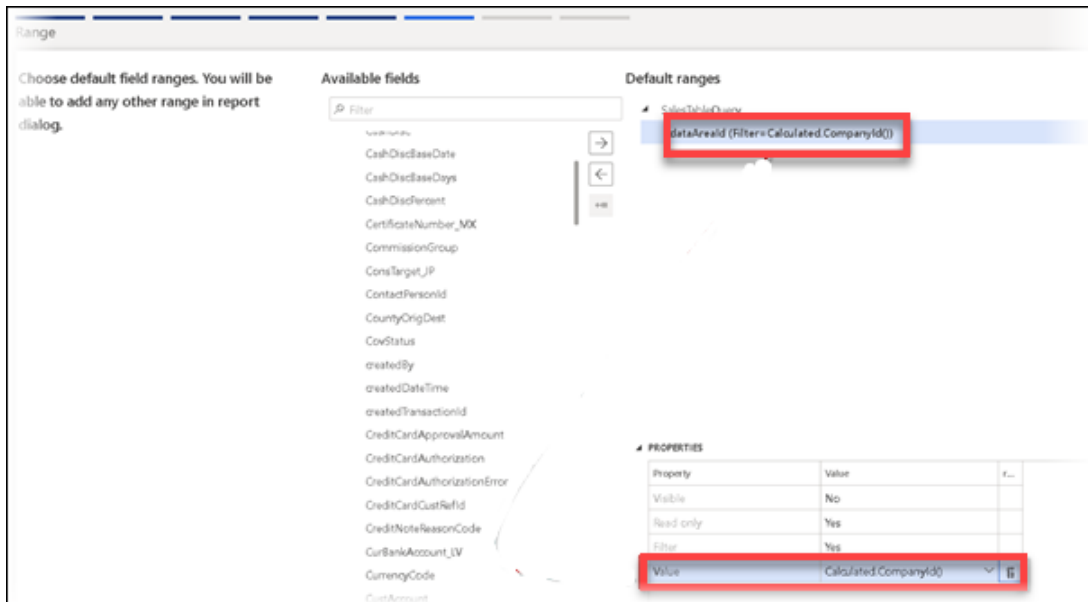
The tables **SalesLine** and **InventTable** are the tables at the SQL server and used for the select statement.

It is important to use the proper table names in the SQL statement and to use the data-source name added in the Query Wizard for the "WHERE clause".

```
SELECT Round(SUM(SalesLine.SalesQty*InventTable.NetWeight),1) from SalesLine join
InventTable on InventTable.ItemId=SalesLine.ItemId AND InventTable.dataAreaId =
SalesLine.dataAreaId where SalesLine.SalesId=SalesTableQuery.SalesId AND
SalesLine.dataAreaId=SalesTableQuery.dataAreaId
```



6. Add a range containing the **dataArealD** to ensure only records from the current company are fetched.



The XML-file will have the fields **SalesId** and **dataArealD** and the field **CashDiscPercent** contains the sum of **SalesQty** multiplied with **NetWeight** rounded to 1-decimal for all the saleslines:

```
</table>
-<SalesTableQuery>
  <LABEL_SalesTable_SalesId>Sales order</ LABEL_SalesTable_SalesId>
  <LABEL_SalesTable_dataAreaId>dataAreaId</ LABEL_SalesTable_dataAreaId>
  <LABEL_SalesTable_CashDiscPercent>Discount percentage</ LABEL_SalesTable_CashDiscPercent>
-<Detail_Collection>
  -<Detail>
    <LACQueryRecord_DONOT_CHANGE_SalesTableQuery>1</ LACQueryRecord_DONOT_CHANGE_SalesTableQuery>
    <GROUPBY_SalesTable_SalesId>000001</ GROUPBY_SalesTable_SalesId>
    <GROUPBY_SalesTable_dataAreaId>usrt</ GROUPBY_SalesTable_dataAreaId>
    <CUSTOM_SalesTable_CashDiscPercent>211.50</ CUSTOM_SalesTable_CashDiscPercent>
  </ Detail>
  -<Detail>
    <LACQueryRecord_DONOT_CHANGE_SalesTableQuery>2</ LACQueryRecord_DONOT_CHANGE_SalesTableQuery>
    <GROUPBY_SalesTable_SalesId>000002</ GROUPBY_SalesTable_SalesId>
    <GROUPBY_SalesTable_dataAreaId>usrt</ GROUPBY_SalesTable_dataAreaId>
    <CUSTOM_SalesTable_CashDiscPercent>221.80</ CUSTOM_SalesTable_CashDiscPercent>
  </ Detail>
  -<Detail>
    <LACQueryRecord_DONOT_CHANGE_SalesTableQuery>3</ LACQueryRecord_DONOT_CHANGE_SalesTableQuery>
    <GROUPBY_SalesTable_SalesId>000003</ GROUPBY_SalesTable_SalesId>
    <GROUPBY_SalesTable_dataAreaId>usrt</ GROUPBY_SalesTable_dataAreaId>
    <CUSTOM_SalesTable_CashDiscPercent>259.80</ CUSTOM_SalesTable_CashDiscPercent>
  </ Detail>
  -<Detail>
    <LACQueryRecord_DONOT_CHANGE_SalesTableQuery>4</ LACQueryRecord_DONOT_CHANGE_SalesTableQuery>
    <GROUPBY_SalesTable_SalesId>000004</ GROUPBY_SalesTable_SalesId>
    <GROUPBY_SalesTable_dataAreaId>usrt</ GROUPBY_SalesTable_dataAreaId>
    <CUSTOM_SalesTable_CashDiscPercent>12.00</ CUSTOM_SalesTable_CashDiscPercent>
  </ Detail>
-<Detail>
```