



Knowledgebase > Lasernet BC Connector > Lasetnet BC Connector FAQs > How do I look up Azure Service bus queue or Azure Storage blob container?

## How do I look up Azure Service bus queue or Azure Storage blob container?

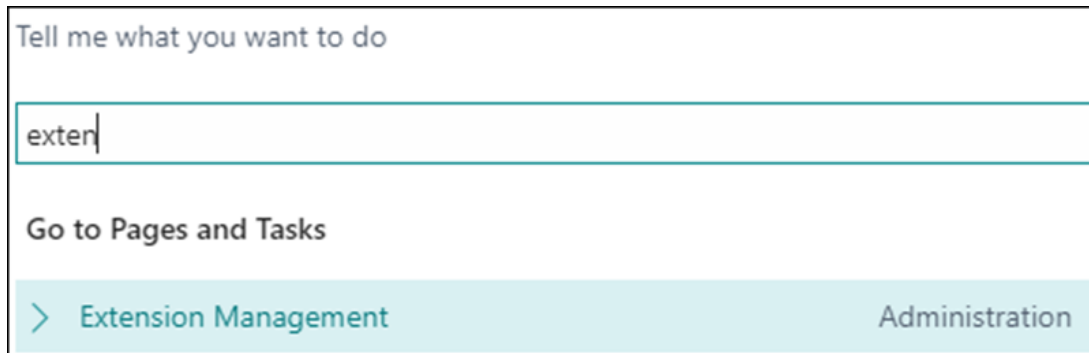
Alex Clemons - 2024-01-11 - Comments (0) - Lasetnet BC Connector FAQs

# Lasernet for Dynamics 365

This article provides instructions when users cannot look up the Azure Service bus queue or the Azure Storage blob container.

Follow these steps:

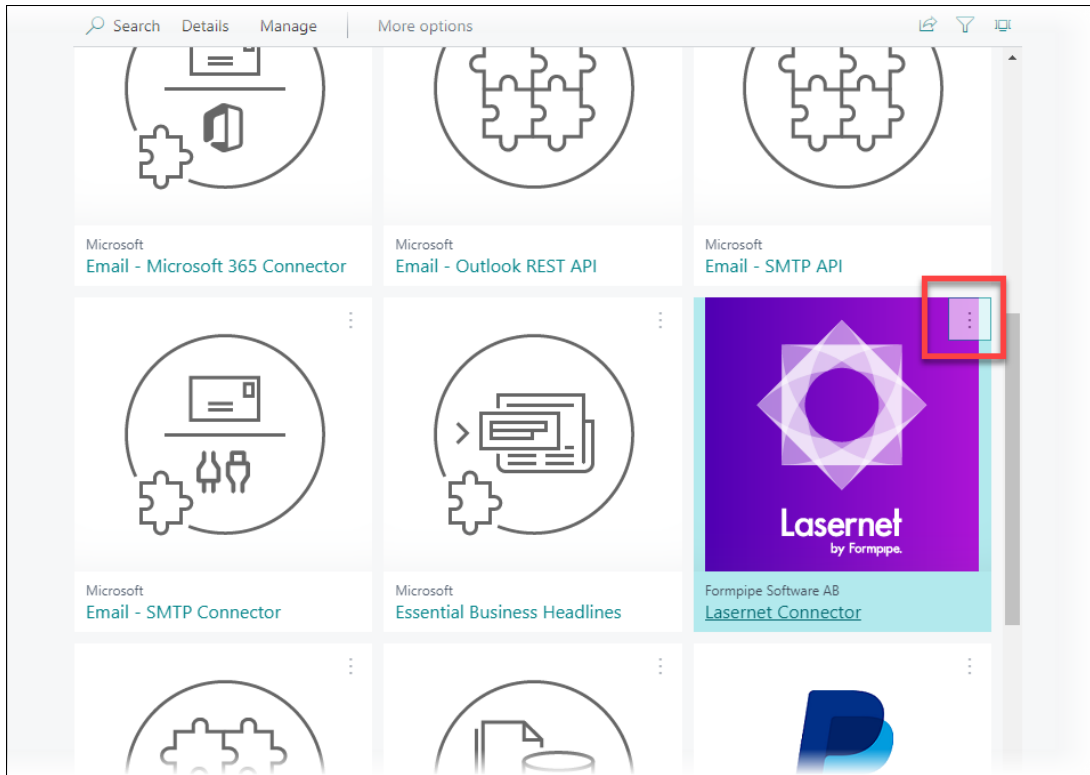
1. Select the search icon from the top right-hand corner.
2. Search for "Extension" and then select **Extension Management**.



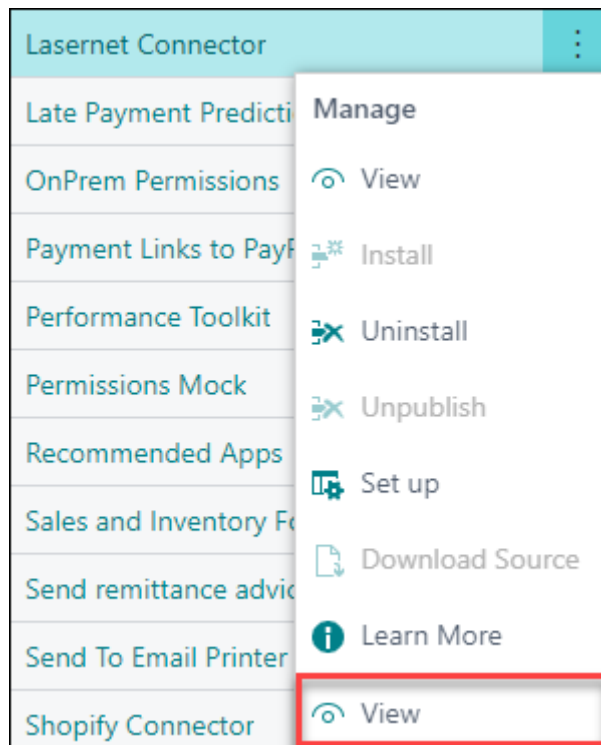
3. Locate the **Lasernet Connector** extension.

Yes	Lasernet Connector OnPrem	Formpipe Software AB	v. 4.0.1.3	Global
-----	---------------------------	----------------------	------------	--------

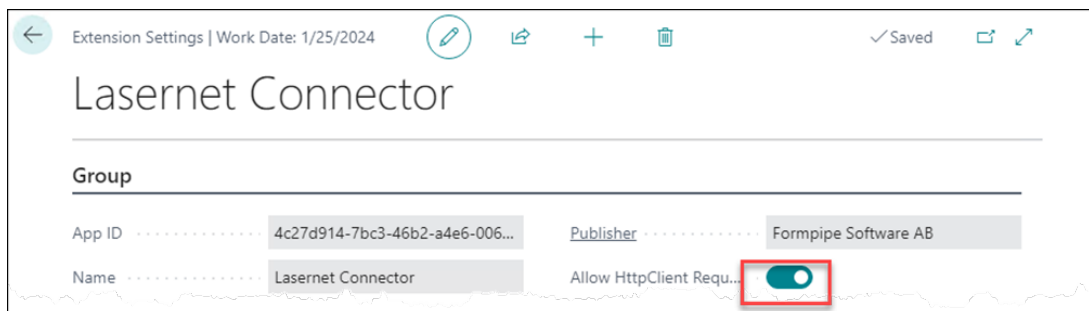
4. Select the three dots menu and then select **Configure** or in newer version select **View**.



	Yes	⋮	Lasernet Connector OnPrem	Formpipe Software AB
Manage			Late Payment Prediction	Microsoft
Install			OnPrem Permissions	Microsoft
Uninstall			PayPal Payments Standard	Microsoft
Unpublish			Performance Toolkit	Microsoft
Configure			Permissions Mock	Microsoft
			Recommended Apps	Microsoft






5. Ensure that **Allow HttpClient Request** is enabled.



6. Close the form. You will now be able to look up the queue or blob container.

#### Note

Before printing a report, ensure that HTTP Requests for System Application are enabled. This is also required to look up a container from the Lasernet Azure Blob Setup page.

← Extension Settings   +  ✓ Saved

# System Application

---

## General

App ID .....	63ca2fa4-4f03-4f2b-a480-172fe...	Publisher .....	Microsoft
Name .....	System Application	Allow HttpClient Requ...	<input checked="" type="checkbox"/>